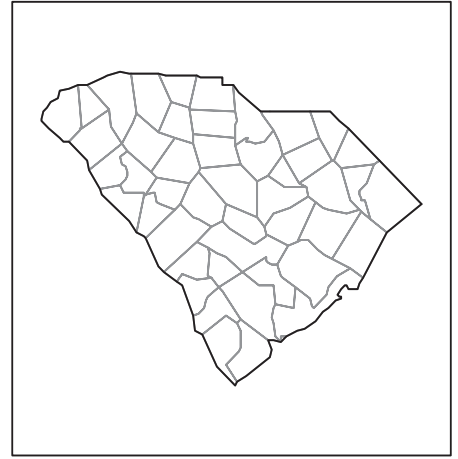


2007 CENSUS OF AGRICULTURE



South Carolina

Farms with American Indian or Alaska Native Operators Compared with All Farms

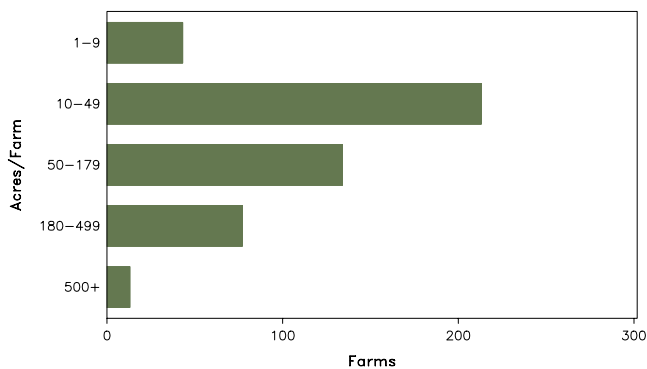
	American Indian or Alaska Native Operators ²	All Farms
Number of Farm Operators ¹	556	36,563
Number of Farms	480	25,867
Land in Farms	56,060 acres	4,889,339 acres
Average Size of Farm	117 acres	189 acres
Market Value of Products Sold	\$16,423,000	\$2,352,681,000
Crop Sales	\$2,680,000	\$798,490,000
Livestock Sales	\$13,743,000	\$1,554,190,000
Average Per Farm	\$34,215	\$90,953
Government Payments	\$441,000	\$67,253,000
Average Per Farm Receiving Payments	\$4,324	\$8,717

(D) Cannot be disclosed. See "Census of Agriculture, Volume 1, Geographic Area Series" for complete footnotes.

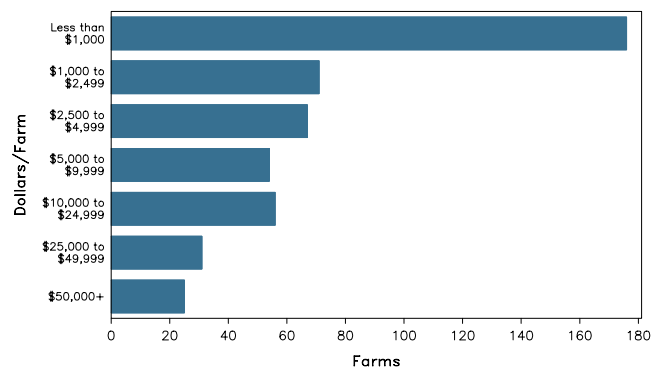
¹ Data were collected for a maximum of three operators per farm. ² Operators reporting selected race alone or in combination with other races.

Farms with American Indian or Alaska Native Operators

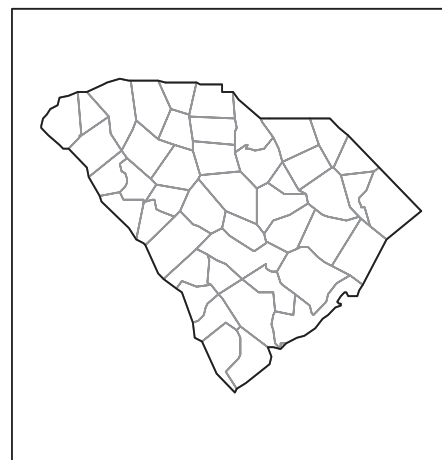
Farms by Size



Farms by Economic Size



2007 CENSUS OF AGRICULTURE



South Carolina

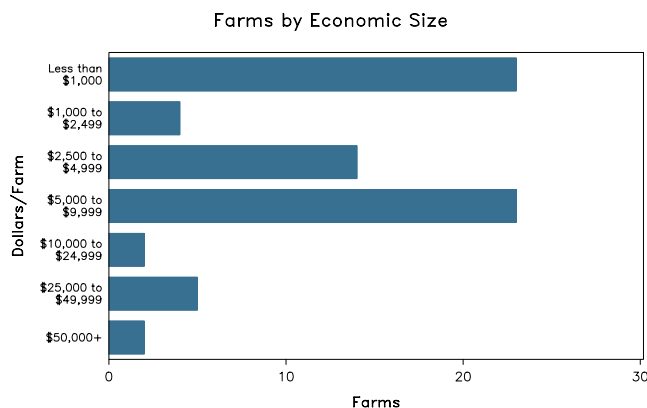
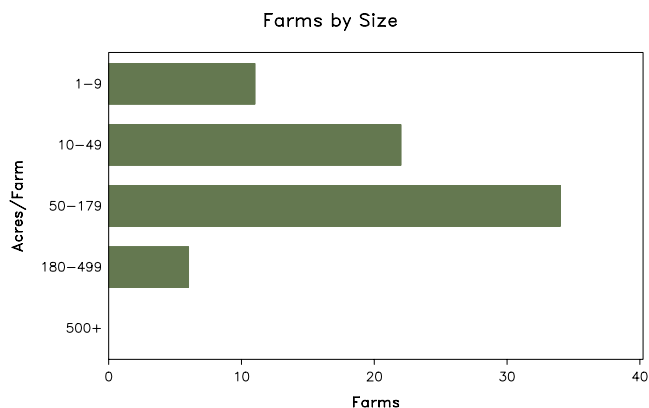
Farms with Asian Operators Compared with All Farms

	Asian Operators ²	All Farms
Number of Farm Operators ¹	91	36,563
Number of Farms	73	25,867
Land in Farms	5,840 acres	4,889,339 acres
Average Size of Farm	80 acres	189 acres
Market Value of Products Sold	\$3,254,000	\$2,352,681,000
Crop Sales	(D)	\$798,490,000
Livestock Sales	(D)	\$1,554,190,000
Average Per Farm	\$44,575	\$90,953
Government Payments	\$42,000	\$67,253,000
Average Per Farm Receiving Payments	\$2,625	\$8,717

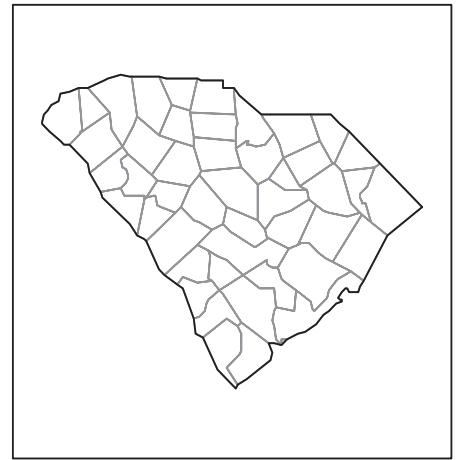
(D) Cannot be disclosed. See "Census of Agriculture, Volume 1, Geographic Area Series" for complete footnotes.

¹ Data were collected for a maximum of three operators per farm. ² Operators reporting selected race alone or in combination with other races.

Farms with Asian Operators



2007 CENSUS OF AGRICULTURE



South Carolina

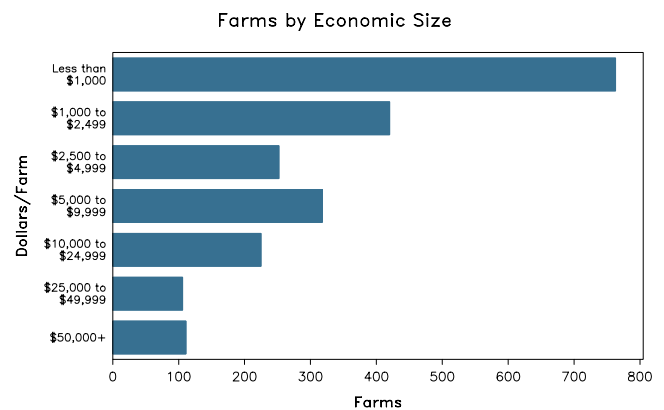
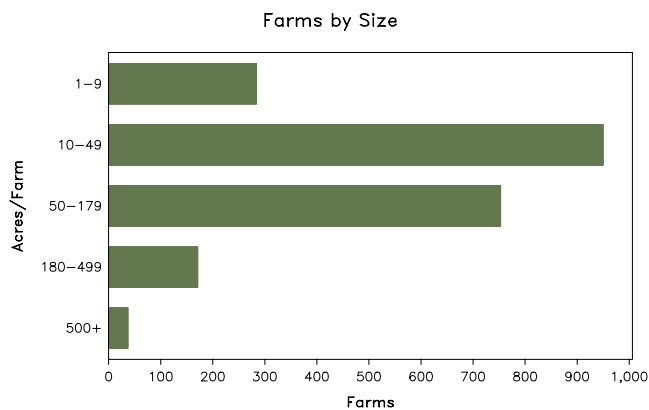
Farms with Black or African American Operators Compared with All Farms

	Black or African American Operators ²	All Farms
Number of Farm Operators ¹	2,656	36,563
Number of Farms	2,195	25,867
Land in Farms	198,570 acres	4,889,339 acres
Average Size of Farm	90 acres	189 acres
Market Value of Products Sold		
Crop Sales	\$51,928,000	\$2,352,681,000
Livestock Sales	\$18,882,000	\$798,490,000
Average Per Farm	\$33,046,000	\$1,554,190,000
Average Per Farm	\$23,657	\$90,953
Government Payments		
Average Per Farm Receiving Payments	\$3,462,000	\$67,253,000
Average Per Farm Receiving Payments	\$4,301	\$8,717

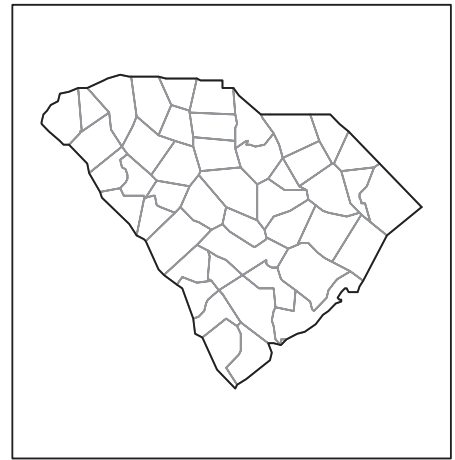
(D) Cannot be disclosed. See "Census of Agriculture, Volume 1, Geographic Area Series" for complete footnotes.

¹ Data were collected for a maximum of three operators per farm. ² Operators reporting selected race alone or in combination with other races.

Farms with Black or African American Operators



2007 CENSUS OF AGRICULTURE



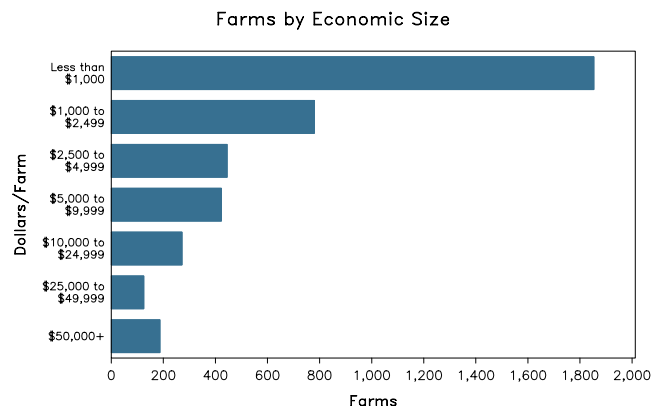
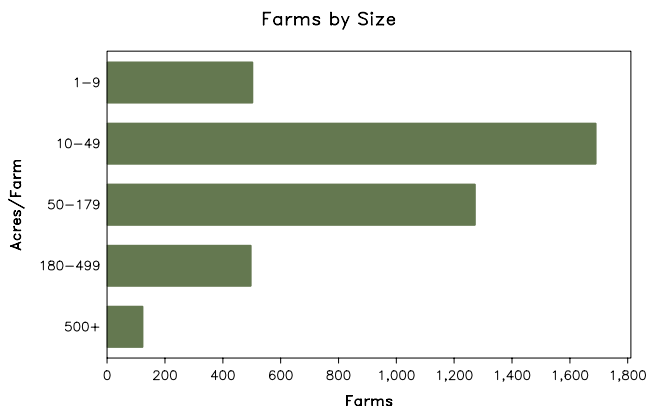
South Carolina

Farms with Women Principal Operators Compared with All Farms

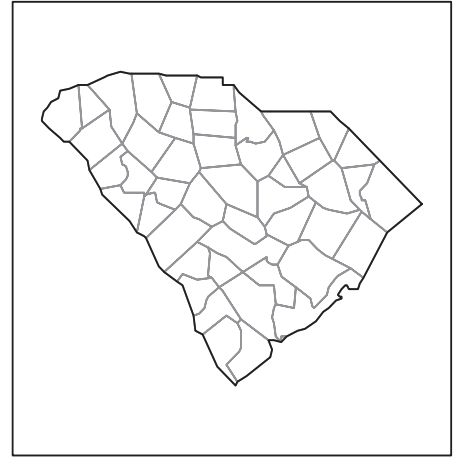
	Women Principal Operators	All Farms
Number of Farms	4,085	25,867
Land in Farms	463,621 acres	4,889,339 acres
Average Size of Farm	113 acres	189 acres
Market Value of Products Sold	\$125,228,000	\$2,352,681,000
Crop Sales	\$23,248,000	\$798,490,000
Livestock Sales	\$101,980,000	\$1,554,190,000
Average Per Farm	\$30,656	\$90,953
Government Payments	\$5,401,000	\$67,253,000
Average Per Farm Receiving Payments	\$4,366	\$8,717

(D) Cannot be disclosed. See "Census of Agriculture, Volume 1, Geographic Area Series" for complete footnotes.

Farms with Women Principal Operators



2007 CENSUS OF AGRICULTURE



South Carolina

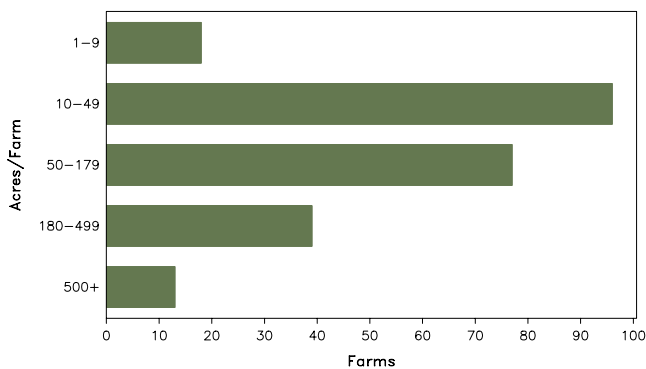
Farms with Spanish, Hispanic, or Latino Operators Compared with All Farms

	Spanish, Hispanic, or Latino Operators	All Farms
Number of Farm Operators ¹	277	36,563
Number of Farms	243	25,867
Land in Farms	33,315 acres	4,889,339 acres
Average Size of Farm	137 acres	189 acres
Market Value of Products Sold	\$57,562,000	\$2,352,681,000
Crop Sales	(D)	\$798,490,000
Livestock Sales	(D)	\$1,554,190,000
Average Per Farm	\$236,881	\$90,953
Government Payments	\$218,000	\$67,253,000
Average Per Farm Receiving Payments	\$3,406	\$8,717

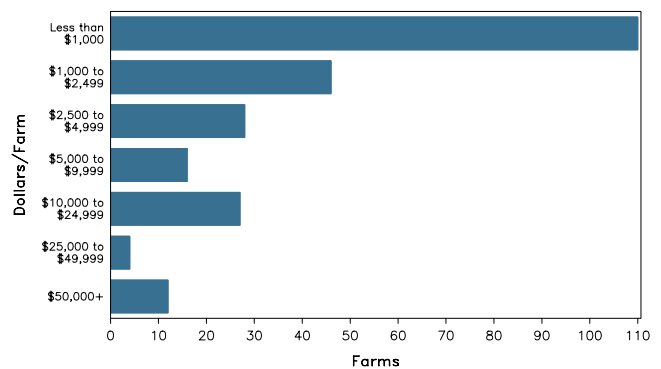
(D) Cannot be disclosed. See "Census of Agriculture, Volume 1, Geographic Area Series" for complete footnotes.
¹ Data were collected for a maximum of three operators per farm.

Farms with Spanish, Hispanic, or Latino Operators

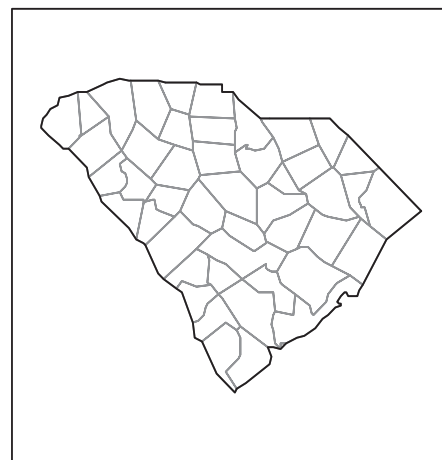
Farms by Size



Farms by Economic Size



2007 CENSUS OF AGRICULTURE



South Carolina

Farms with Native Hawaiian or Other Pacific Islander Operators Compared with All Farms

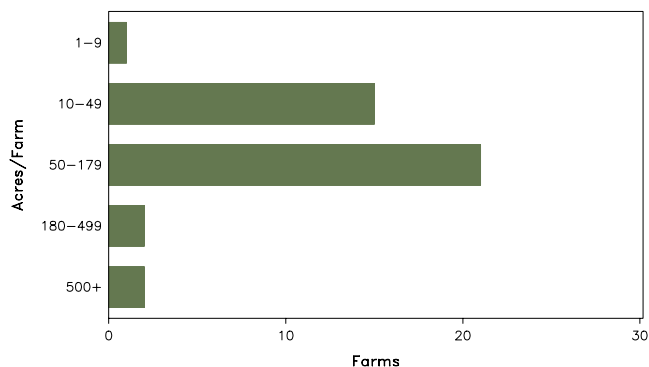
	Native Hawaiian or Other Pacific Islander Operators ²	All Farms
Number of Farm Operators ¹	41	36,563
Number of Farms	41	25,867
Land in Farms	4,179 acres	4,889,339 acres
Average Size of Farm	102 acres	189 acres
Market Value of Products Sold	(D)	\$2,352,681,000
Crop Sales	\$46,000	\$798,490,000
Livestock Sales	(D)	\$1,554,190,000
Average Per Farm	(D)	\$90,953
Government Payments	\$24,000	\$67,253,000
Average Per Farm Receiving Payments	\$1,600	\$8,717

(D) Cannot be disclosed. See "Census of Agriculture, Volume 1, Geographic Area Series" for complete footnotes.

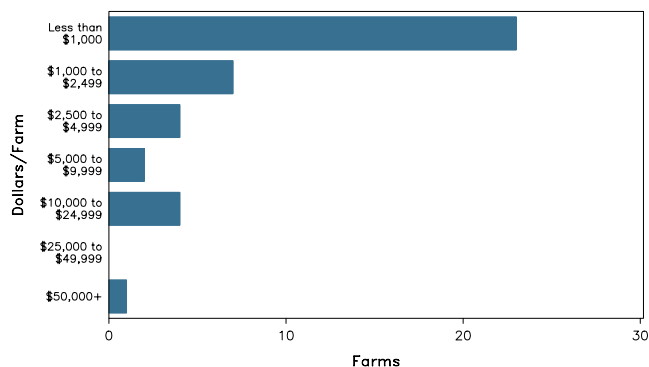
¹ Data were collected for a maximum of three operators per farm. ² Operators reporting selected race alone or in combination with other races.

Farms with Native Hawaiian or Other Pacific Islander Operators

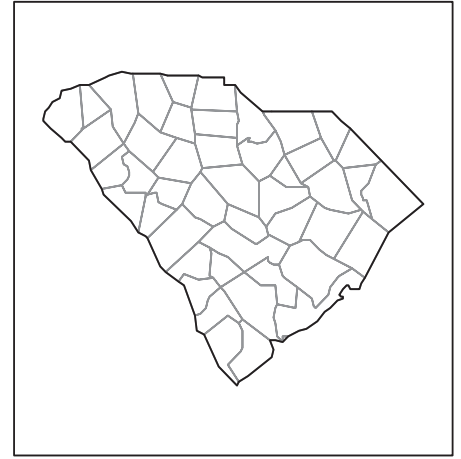
Farms by Size



Farms by Economic Size



2007 CENSUS OF AGRICULTURE



South Carolina

Farms with White Operators Compared with All Farms

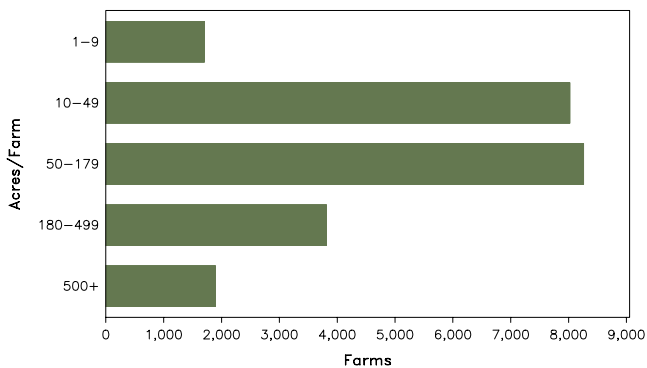
	White Operators ²	All Farms
Number of Farm Operators ¹	33,582	36,563
Number of Farms	23,689	25,867
Land in Farms	4,706,700 acres	4,889,339 acres
Average Size of Farm	199 acres	189 acres
Market Value of Products Sold	\$2,313,141,000	\$2,352,681,000
Crop Sales	\$781,812,000	\$798,490,000
Livestock Sales	\$1,531,329,000	\$1,554,190,000
Average Per Farm	\$97,646	\$90,953
Government Payments	\$63,758,000	\$67,253,000
Average Per Farm Receiving Payments	\$9,202	\$8,717

(D) Cannot be disclosed. See "Census of Agriculture, Volume 1, Geographic Area Series" for complete footnotes.

¹ Data were collected for a maximum of three operators per farm. ² Operators reporting selected race alone or in combination with other races.

Farms with White Operators

Farms by Size



Farms by Economic Size

