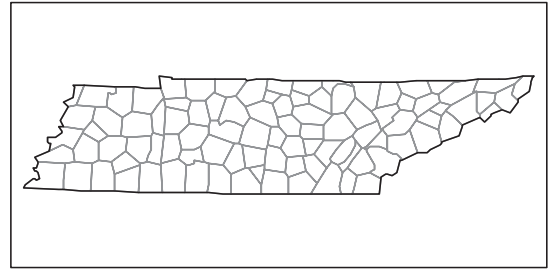


2007 CENSUS OF AGRICULTURE



Tennessee

Farms with American Indian or Alaska Native Operators Compared with All Farms

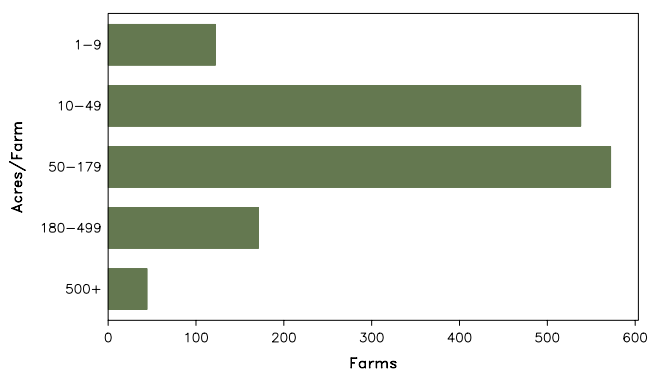
	American Indian or Alaska Native Operators ²	All Farms
Number of Farm Operators ¹	1,646	115,464
Number of Farms	1,447	79,280
Land in Farms	158,436 acres	10,969,798 acres
Average Size of Farm	109 acres	138 acres
Market Value of Products Sold	\$38,436,000	\$2,617,394,000
Crop Sales	\$11,360,000	\$1,147,786,000
Livestock Sales	\$27,076,000	\$1,469,608,000
Average Per Farm	\$26,563	\$33,015
Government Payments	\$937,000	\$95,744,000
Average Per Farm Receiving Payments	\$3,420	\$5,528

(D) Cannot be disclosed. See "Census of Agriculture, Volume 1, Geographic Area Series" for complete footnotes.

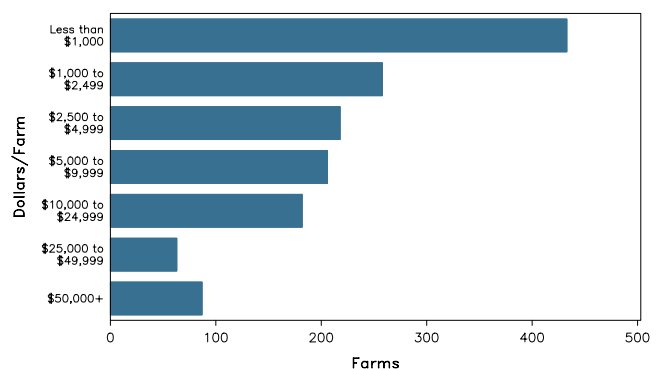
¹ Data were collected for a maximum of three operators per farm. ² Operators reporting selected race alone or in combination with other races.

Farms with American Indian or Alaska Native Operators

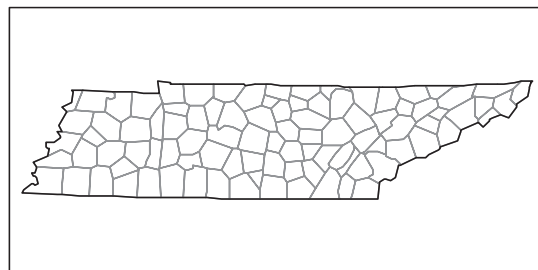
Farms by Size



Farms by Economic Size



2007 CENSUS OF AGRICULTURE



Tennessee

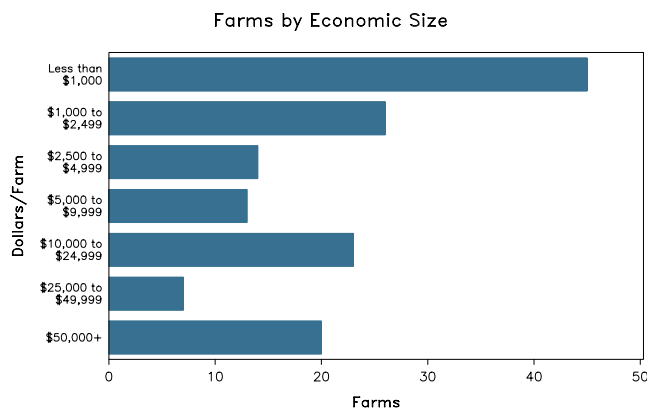
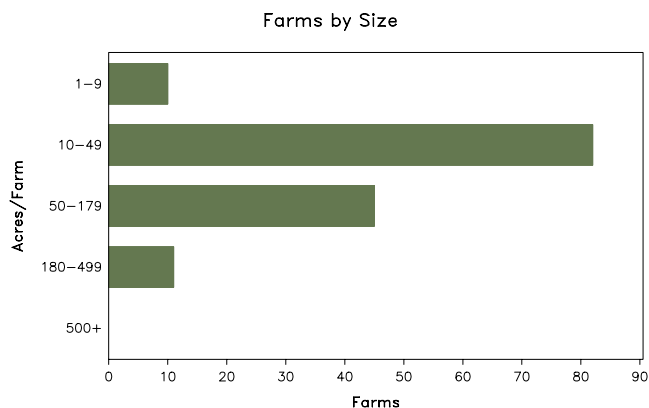
Farms with Asian Operators Compared with All Farms

	Asian Operators ²	All Farms
Number of Farm Operators ¹	180	115,464
Number of Farms	148	79,280
Land in Farms	9,220 acres	10,969,798 acres
Average Size of Farm	62 acres	138 acres
Market Value of Products Sold		
Crop Sales	\$21,055,000	\$2,617,394,000
Livestock Sales	\$293,000	\$1,147,786,000
Average Per Farm	\$20,762,000	\$1,469,608,000
	\$142,264	\$33,015
Government Payments		
Average Per Farm Receiving Payments	\$44,000	\$95,744,000
	\$1,517	\$5,528

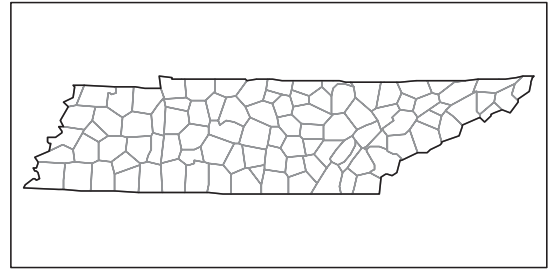
(D) Cannot be disclosed. See "Census of Agriculture, Volume 1, Geographic Area Series" for complete footnotes.

¹ Data were collected for a maximum of three operators per farm. ² Operators reporting selected race alone or in combination with other races.

Farms with Asian Operators



2007 CENSUS OF AGRICULTURE



Tennessee

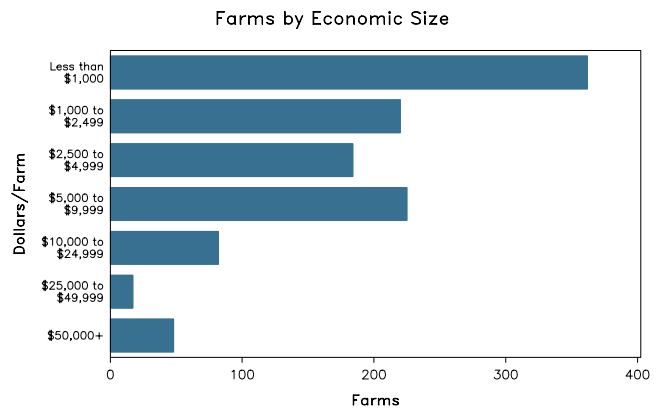
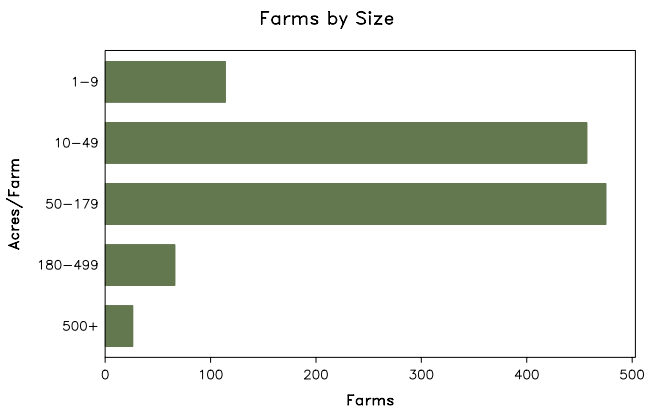
Farms with Black or African American Operators Compared with All Farms

	Black or African American Operators ²	All Farms
Number of Farm Operators ¹	1,390	115,464
Number of Farms	1,138	79,280
Land in Farms	115,651 acres	10,969,798 acres
Average Size of Farm	102 acres	138 acres
Market Value of Products Sold	\$22,297,000	\$2,617,394,000
Crop Sales	\$11,673,000	\$1,147,786,000
Livestock Sales	\$10,624,000	\$1,469,608,000
Average Per Farm	\$19,593	\$33,015
Government Payments	\$1,827,000	\$95,744,000
Average Per Farm Receiving Payments	\$4,445	\$5,528

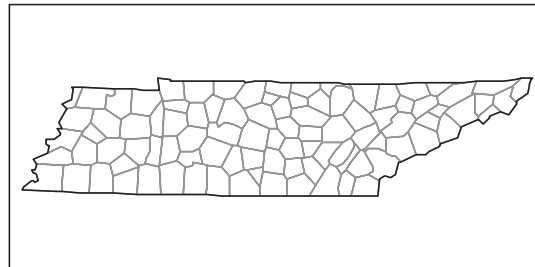
(D) Cannot be disclosed. See "Census of Agriculture, Volume 1, Geographic Area Series" for complete footnotes.

¹ Data were collected for a maximum of three operators per farm. ² Operators reporting selected race alone or in combination with other races.

Farms with Black or African American Operators



2007 CENSUS OF AGRICULTURE



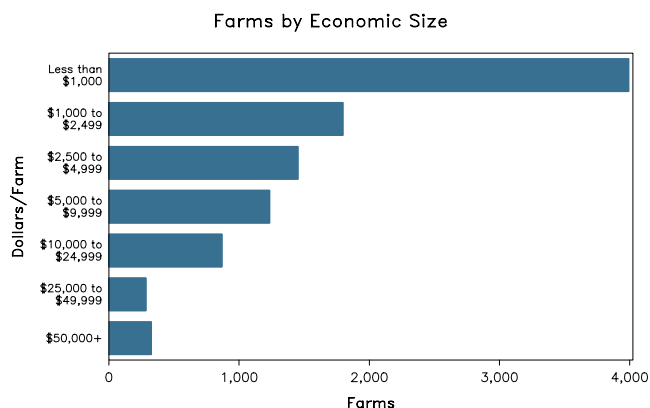
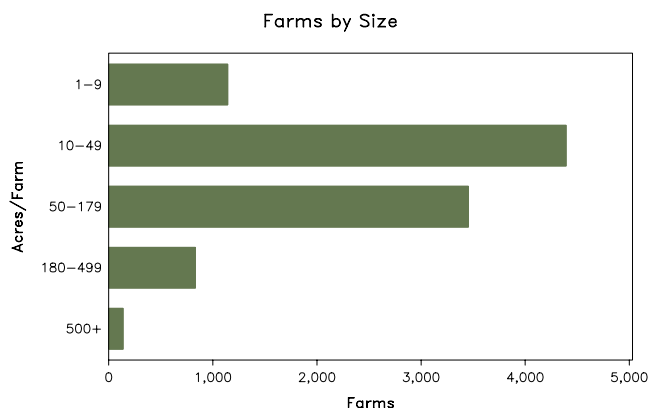
Tennessee

Farms with Women Principal Operators Compared with All Farms

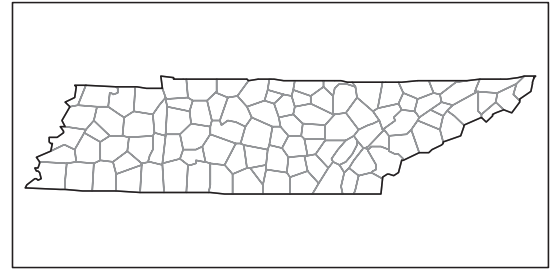
	Women Principal Operators	All Farms
Number of Farms	9,960	79,280
Land in Farms	791,498 acres	10,969,798 acres
Average Size of Farm	79 acres	138 acres
Market Value of Products Sold	\$154,756,000	\$2,617,394,000
Crop Sales	\$34,890,000	\$1,147,786,000
Livestock Sales	\$119,865,000	\$1,469,608,000
Average Per Farm	\$15,538	\$33,015
Government Payments	\$7,064,000	\$95,744,000
Average Per Farm Receiving Payments	\$3,227	\$5,528

(D) Cannot be disclosed. See "Census of Agriculture, Volume 1, Geographic Area Series" for complete footnotes.

Farms with Women Principal Operators



2007 CENSUS OF AGRICULTURE



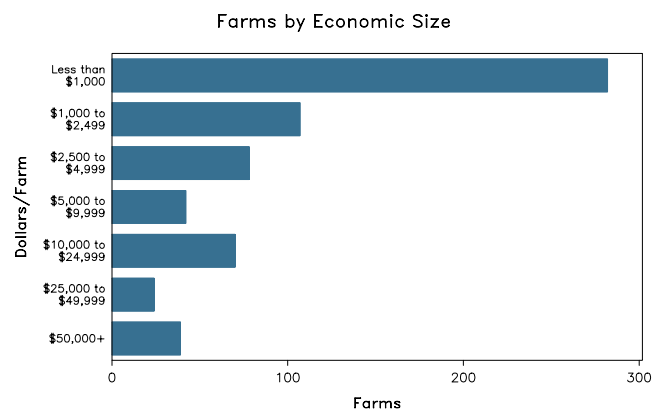
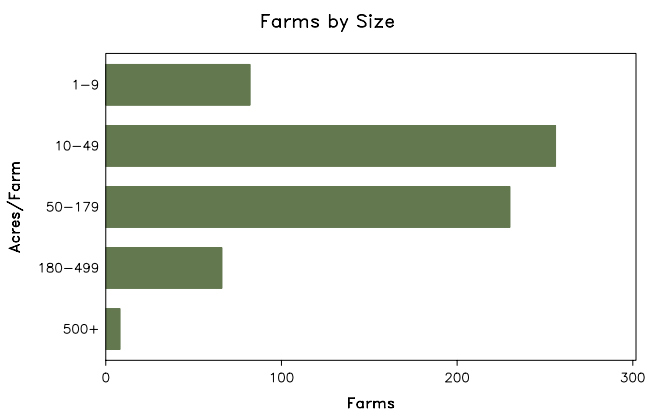
Tennessee

Farms with Spanish, Hispanic, or Latino Operators Compared with All Farms

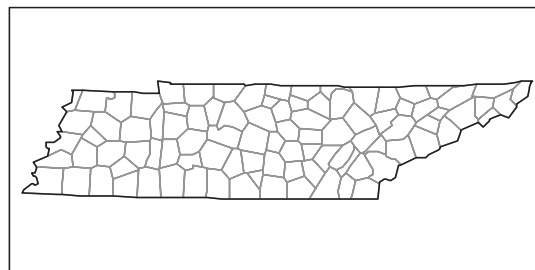
	Spanish, Hispanic, or Latino Operators	All Farms
Number of Farm Operators ¹	733	115,464
Number of Farms	642	79,280
Land in Farms	55,316 acres	10,969,798 acres
Average Size of Farm	86 acres	138 acres
Market Value of Products Sold	\$24,753,000	\$2,617,394,000
Crop Sales	\$5,563,000	\$1,147,786,000
Livestock Sales	\$19,190,000	\$1,469,608,000
Average Per Farm	\$38,556	\$33,015
Government Payments	\$346,000	\$95,744,000
Average Per Farm Receiving Payments	\$3,089	\$5,528

(D) Cannot be disclosed. See "Census of Agriculture, Volume 1, Geographic Area Series" for complete footnotes.
¹ Data were collected for a maximum of three operators per farm.

Farms with Spanish, Hispanic, or Latino Operators



2007 CENSUS OF AGRICULTURE



Tennessee

Farms with Native Hawaiian or Other Pacific Islander Operators Compared with All Farms

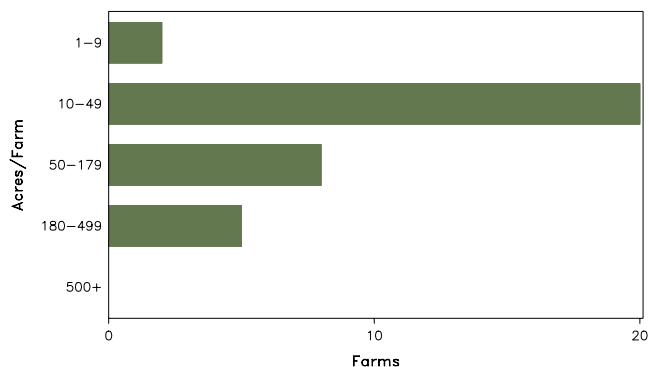
	Native Hawaiian or Other Pacific Islander Operators ²	All Farms
Number of Farm Operators ¹	39	115,464
Number of Farms	35	79,280
Land in Farms	2,953 acres	10,969,798 acres
Average Size of Farm	84 acres	138 acres
Market Value of Products Sold	\$652,000	\$2,617,394,000
Crop Sales	\$277,000	\$1,147,786,000
Livestock Sales	\$375,000	\$1,469,608,000
Average Per Farm	\$18,629	\$33,015
Government Payments	\$18,000	\$95,744,000
Average Per Farm Receiving Payments	\$3,000	\$5,528

(D) Cannot be disclosed. See "Census of Agriculture, Volume 1, Geographic Area Series" for complete footnotes.

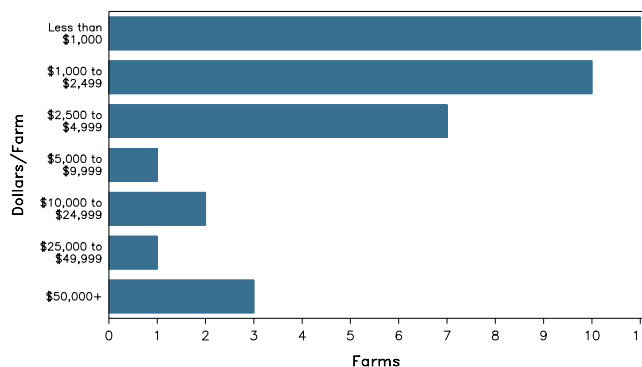
¹ Data were collected for a maximum of three operators per farm. ² Operators reporting selected race alone or in combination with other races.

Farms with Native Hawaiian or Other Pacific Islander Operators

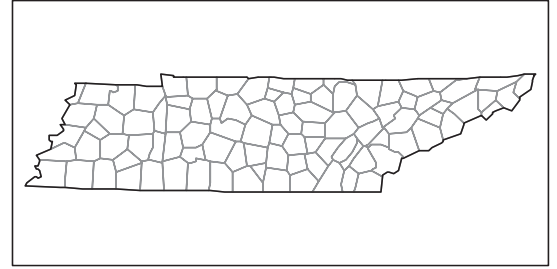
Farms by Size



Farms by Economic Size



2007 CENSUS OF AGRICULTURE



Tennessee

Farms with White Operators Compared with All Farms

	White Operators ²	All Farms
Number of Farm Operators ¹	113,359	115,464
Number of Farms	78,086	79,280
Land in Farms	10,852,027 acres	10,969,798 acres
Average Size of Farm	139 acres	138 acres
Market Value of Products Sold	\$2,578,357,000	\$2,617,394,000
Crop Sales	\$1,135,945,000	\$1,147,786,000
Livestock Sales	\$1,442,412,000	\$1,469,608,000
Average Per Farm	\$33,019	\$33,015
Government Payments	\$94,161,000	\$95,744,000
Average Per Farm Receiving Payments	\$5,560	\$5,528

(D) Cannot be disclosed. See "Census of Agriculture, Volume 1, Geographic Area Series" for complete footnotes.

¹ Data were collected for a maximum of three operators per farm. ² Operators reporting selected race alone or in combination with other races.

Farms with White Operators

