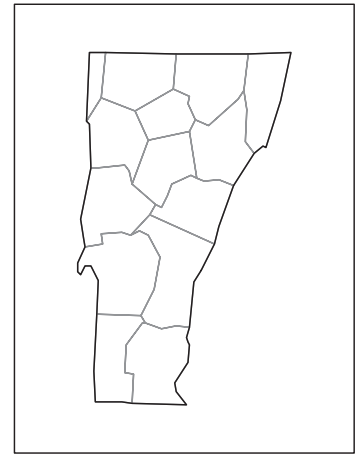


2007 CENSUS OF AGRICULTURE



Vermont

Farms with American Indian or Alaska Native Operators Compared with All Farms

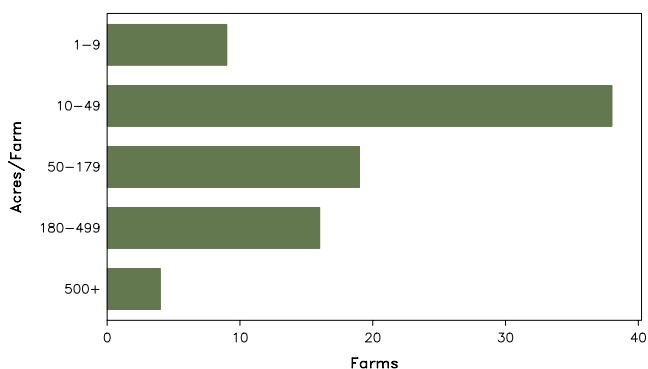
	American Indian or Alaska Native Operators ²	All Farms
Number of Farm Operators ¹	92	11,176
Number of Farms	86	6,984
Land in Farms	10,797 acres	1,233,313 acres
Average Size of Farm	126 acres	177 acres
Market Value of Products Sold	\$4,166,000	\$673,713,000
Crop Sales	\$628,000	\$99,262,000
Livestock Sales	\$3,538,000	\$574,451,000
Average Per Farm	\$48,442	\$96,465
Government Payments	\$97,000	\$6,773,000
Average Per Farm Receiving Payments	\$6,929	\$5,013

(D) Cannot be disclosed. See "Census of Agriculture, Volume 1, Geographic Area Series" for complete footnotes.

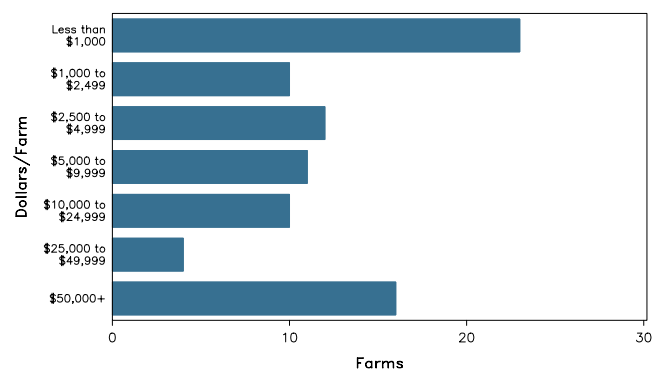
¹ Data were collected for a maximum of three operators per farm. ² Operators reporting selected race alone or in combination with other races.

Farms with American Indian or Alaska Native Operators

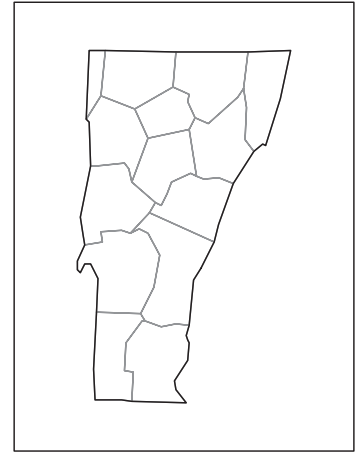
Farms by Size



Farms by Economic Size



2007 CENSUS OF AGRICULTURE



Vermont

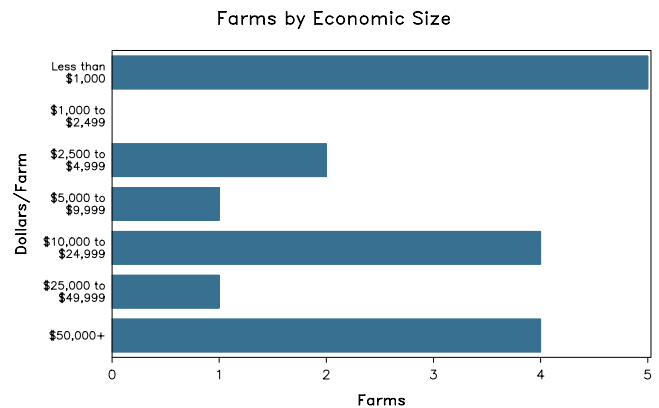
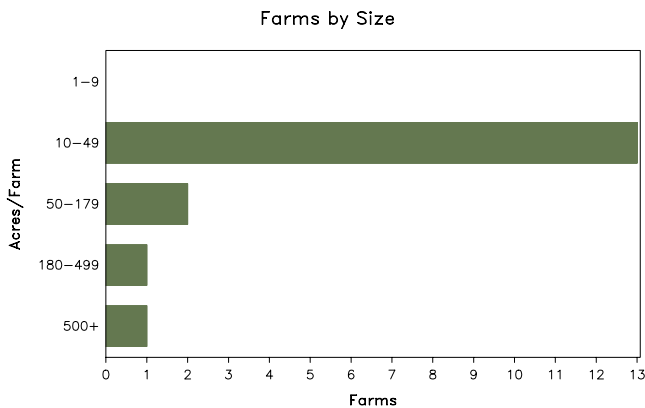
Farms with Asian Operators Compared with All Farms

	Asian Operators ²	All Farms
Number of Farm Operators ¹	18	11,176
Number of Farms	17	6,984
Land in Farms	4,069 acres	1,233,313 acres
Average Size of Farm	239 acres	177 acres
Market Value of Products Sold	\$430,000	\$673,713,000
Crop Sales	\$395,000	\$99,262,000
Livestock Sales	\$36,000	\$574,451,000
Average Per Farm	\$25,294	\$96,465
Government Payments	-	\$6,773,000
Average Per Farm Receiving Payments	-	\$5,013

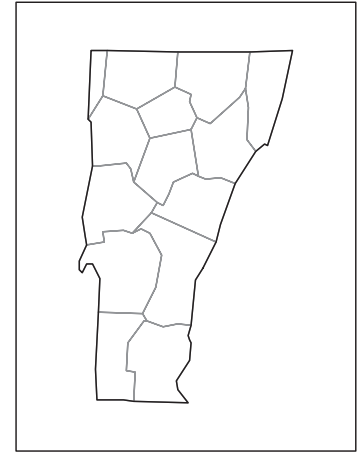
(D) Cannot be disclosed. See "Census of Agriculture, Volume 1, Geographic Area Series" for complete footnotes.

¹ Data were collected for a maximum of three operators per farm. ² Operators reporting selected race alone or in combination with other races.

Farms with Asian Operators



2007 CENSUS OF AGRICULTURE



Vermont

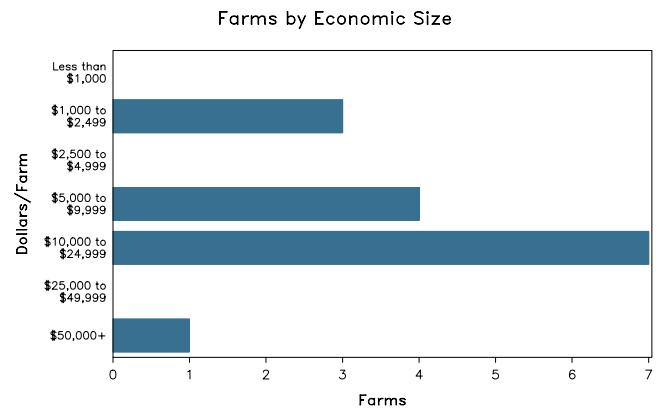
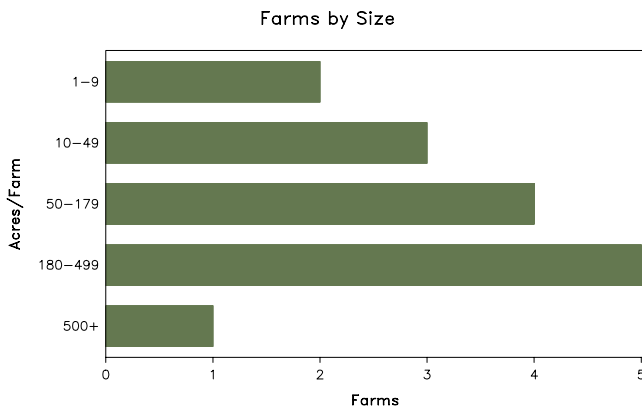
Farms with Black or African American Operators Compared with All Farms

	Black or African American Operators ²	All Farms
Number of Farm Operators ¹	15	11,176
Number of Farms	15	6,984
Land in Farms	2,551 acres	1,233,313 acres
Average Size of Farm	170 acres	177 acres
Market Value of Products Sold	(D)	\$673,713,000
Crop Sales	(D)	\$99,262,000
Livestock Sales	\$226,000	\$574,451,000
Average Per Farm	(D)	\$96,465
Government Payments	(D)	\$6,773,000
Average Per Farm Receiving Payments	(D)	\$5,013

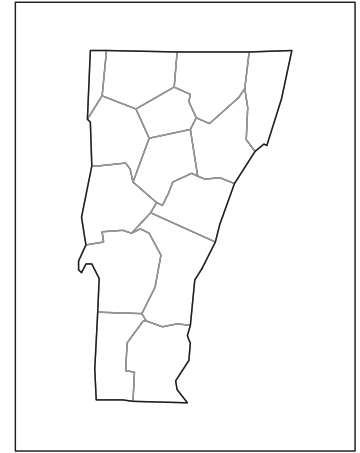
(D) Cannot be disclosed. See "Census of Agriculture, Volume 1, Geographic Area Series" for complete footnotes.

¹ Data were collected for a maximum of three operators per farm. ² Operators reporting selected race alone or in combination with other races.

Farms with Black or African American Operators



2007 CENSUS OF AGRICULTURE



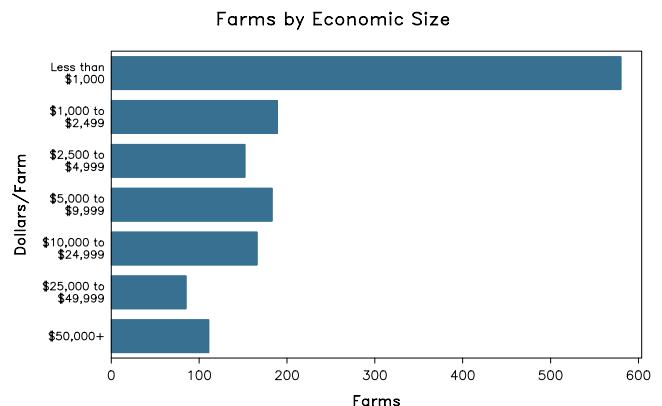
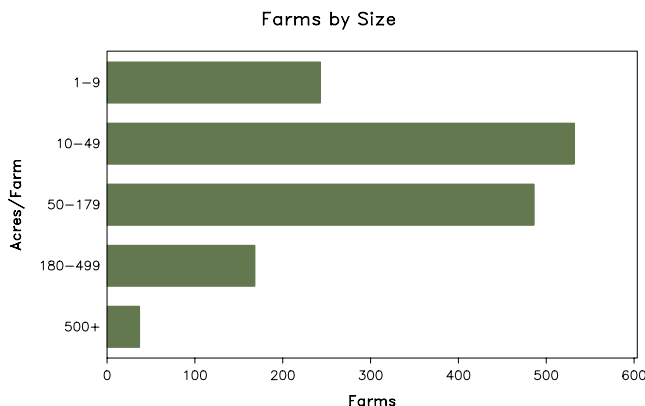
Vermont

Farms with Women Principal Operators Compared with All Farms

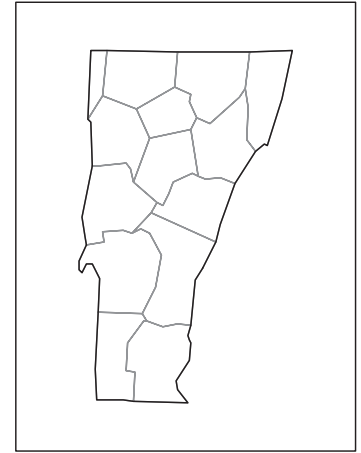
	Women Principal Operators	All Farms
Number of Farms	1,466	6,984
Land in Farms	144,874 acres	1,233,313 acres
Average Size of Farm	99 acres	177 acres
Market Value of Products Sold	\$35,075,000	\$673,713,000
Crop Sales	\$8,473,000	\$99,262,000
Livestock Sales	\$26,602,000	\$574,451,000
Average Per Farm	\$23,926	\$96,465
Government Payments	\$431,000	\$6,773,000
Average Per Farm Receiving Payments	\$3,421	\$5,013

(D) Cannot be disclosed. See "Census of Agriculture, Volume 1, Geographic Area Series" for complete footnotes.

Farms with Women Principal Operators



2007 CENSUS OF AGRICULTURE



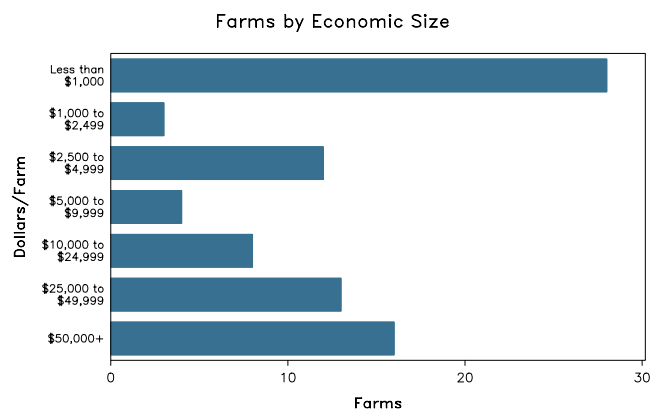
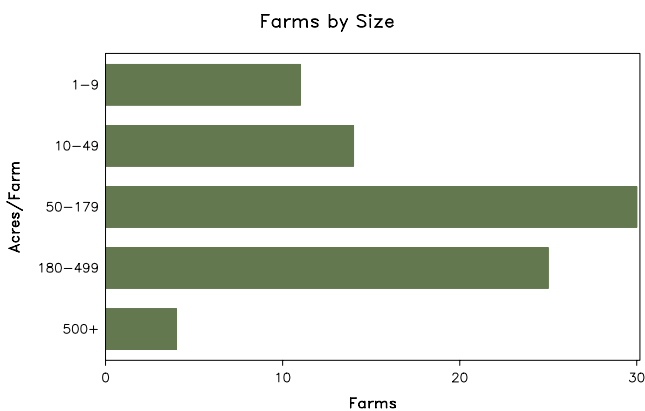
Vermont

Farms with Spanish, Hispanic, or Latino Operators Compared with All Farms

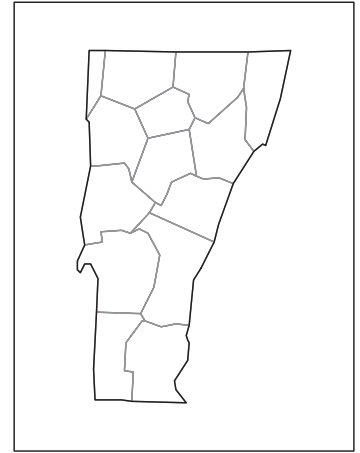
	Spanish, Hispanic, or Latino Operators	All Farms
Number of Farm Operators ¹	94	11,176
Number of Farms	84	6,984
Land in Farms	13,769 acres	1,233,313 acres
Average Size of Farm	164 acres	177 acres
Market Value of Products Sold	\$9,085,000	\$673,713,000
Crop Sales	\$979,000	\$99,262,000
Livestock Sales	\$8,106,000	\$574,451,000
Average Per Farm	\$108,155	\$96,465
Government Payments	\$32,000	\$6,773,000
Average Per Farm Receiving Payments	\$2,667	\$5,013

(D) Cannot be disclosed. See "Census of Agriculture, Volume 1, Geographic Area Series" for complete footnotes.
¹ Data were collected for a maximum of three operators per farm.

Farms with Spanish, Hispanic, or Latino Operators



2007 CENSUS OF AGRICULTURE



Vermont

Farms with Native Hawaiian or Other Pacific Islander Operators Compared with All Farms

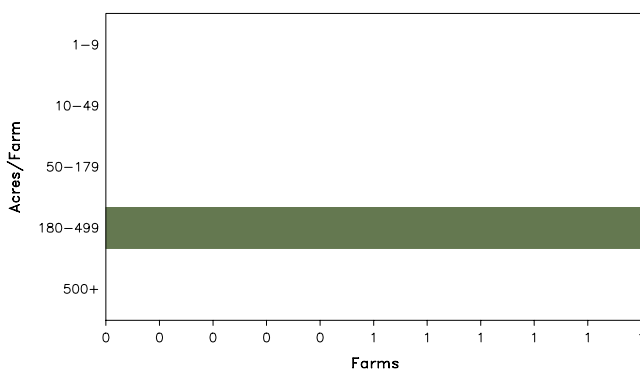
	Native Hawaiian or Other Pacific Islander Operators ²	All Farms
Number of Farm Operators ¹	1	11,176
Number of Farms	1	6,984
Land in Farms	(D)	1,233,313 acres
Average Size of Farm	(D)	177 acres
Market Value of Products Sold	(D)	\$673,713,000
Crop Sales	(D)	\$99,262,000
Livestock Sales	(D)	\$574,451,000
Average Per Farm	(D)	\$96,465
Government Payments	-	\$6,773,000
Average Per Farm Receiving Payments	-	\$5,013

(D) Cannot be disclosed. See "Census of Agriculture, Volume 1, Geographic Area Series" for complete footnotes.

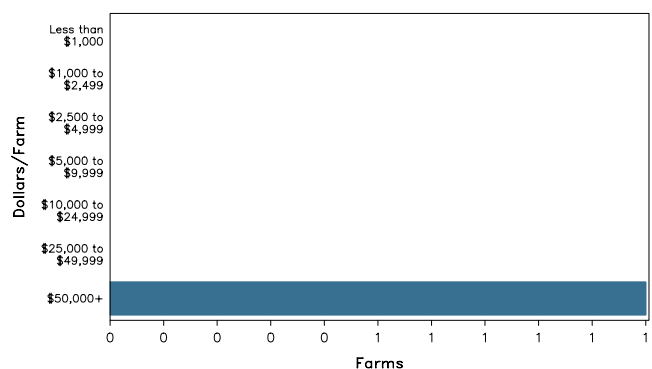
¹ Data were collected for a maximum of three operators per farm. ² Operators reporting selected race alone or in combination with other races.

Farms with Native Hawaiian or Other Pacific Islander Operators

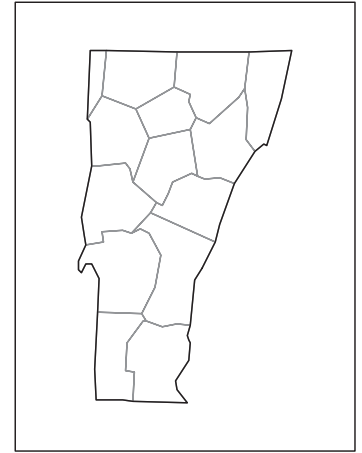
Farms by Size



Farms by Economic Size



2007 CENSUS OF AGRICULTURE



Vermont

Farms with White Operators Compared with All Farms

	White Operators ²	All Farms
Number of Farm Operators ¹	11,108	11,176
Number of Farms	6,960	6,984
Land in Farms	1,231,252 acres	1,233,313 acres
Average Size of Farm	177 acres	177 acres
Market Value of Products Sold	\$673,567,000	\$673,713,000
Crop Sales	\$99,186,000	\$99,262,000
Livestock Sales	\$574,381,000	\$574,451,000
Average Per Farm	\$96,777	\$96,465
Government Payments	\$6,754,000	\$6,773,000
Average Per Farm Receiving Payments	\$5,014	\$5,013

(D) Cannot be disclosed. See "Census of Agriculture, Volume 1, Geographic Area Series" for complete footnotes.

¹ Data were collected for a maximum of three operators per farm. ² Operators reporting selected race alone or in combination with other races.

Farms with White Operators

