

2007 CENSUS OF AGRICULTURE



Wisconsin

Farms with American Indian or Alaska Native Operators Compared with All Farms

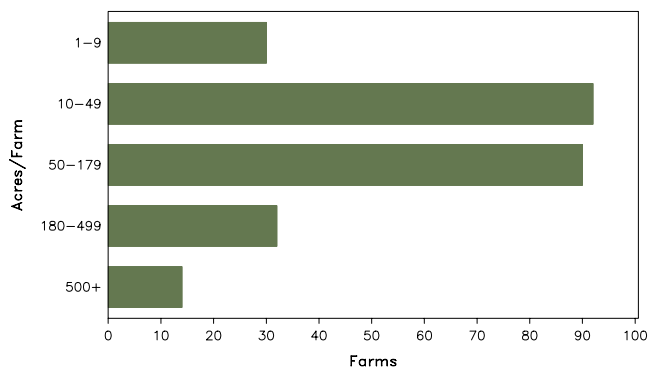
	American Indian or Alaska Native Operators ²	All Farms
Number of Farm Operators ¹	279	120,934
Number of Farms	258	78,463
Land in Farms	52,075 acres	15,190,804 acres
Average Size of Farm	202 acres	194 acres
Market Value of Products Sold	\$13,833,000	\$8,967,358,000
Crop Sales	\$4,580,000	\$2,669,326,000
Livestock Sales	\$9,253,000	\$6,298,032,000
Average Per Farm	\$53,616	\$114,288
Government Payments	\$354,000	\$195,787,000
Average Per Farm Receiving Payments	\$3,890	\$4,124

(D) Cannot be disclosed. See "Census of Agriculture, Volume 1, Geographic Area Series" for complete footnotes.

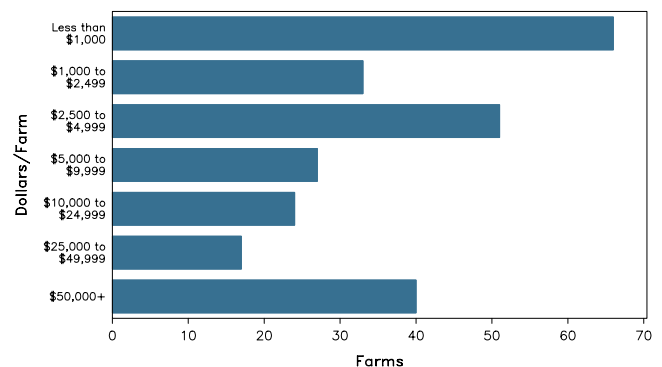
¹ Data were collected for a maximum of three operators per farm. ² Operators reporting selected race alone or in combination with other races.

Farms with American Indian or Alaska Native Operators

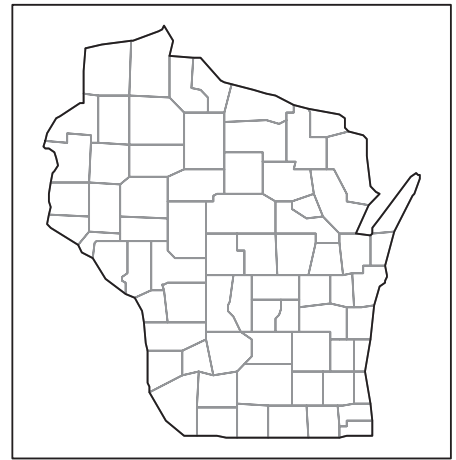
Farms by Size



Farms by Economic Size



2007 CENSUS OF AGRICULTURE



Wisconsin

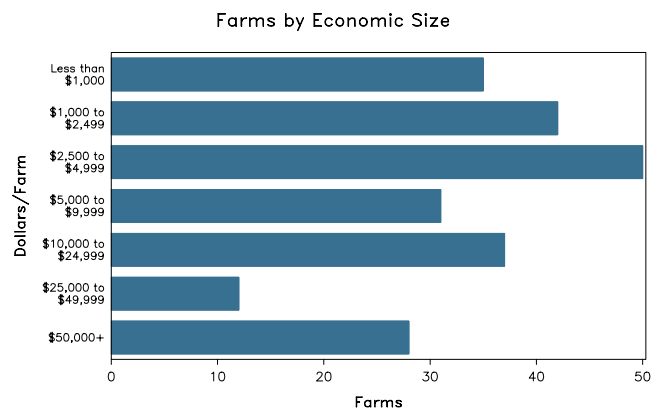
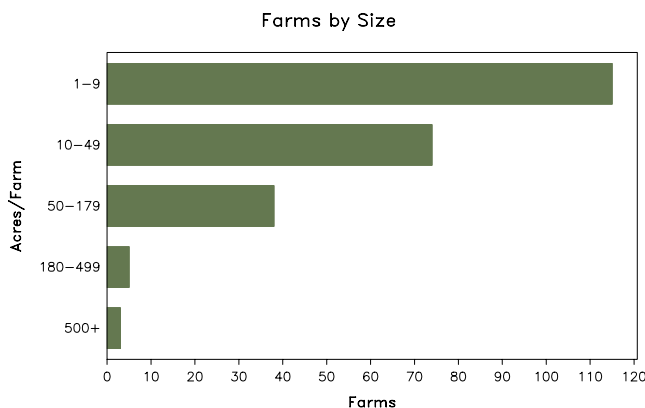
Farms with Asian Operators Compared with All Farms

	Asian Operators ²	All Farms
Number of Farm Operators ¹	361	120,934
Number of Farms	235	78,463
Land in Farms	13,113 acres	15,190,804 acres
Average Size of Farm	56 acres	194 acres
Market Value of Products Sold	\$8,832,000	\$8,967,358,000
Crop Sales	\$3,344,000	\$2,669,326,000
Livestock Sales	\$5,488,000	\$6,298,032,000
Average Per Farm	\$37,583	\$114,288
Government Payments	\$206,000	\$195,787,000
Average Per Farm Receiving Payments	\$4,292	\$4,124

(D) Cannot be disclosed. See "Census of Agriculture, Volume 1, Geographic Area Series" for complete footnotes.

¹Data were collected for a maximum of three operators per farm. ²Operators reporting selected race alone or in combination with other races.

Farms with Asian Operators



2007 CENSUS OF AGRICULTURE



Wisconsin

Farms with Black or African American Operators Compared with All Farms

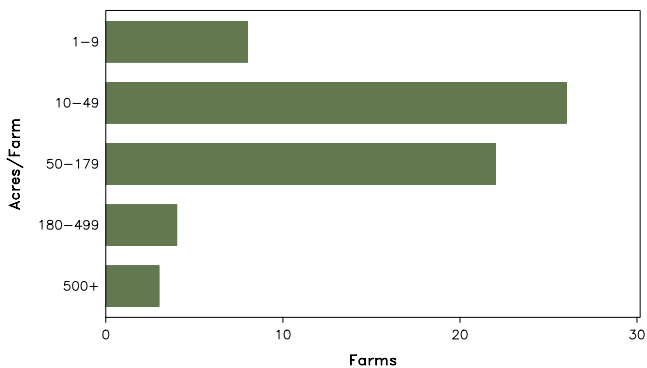
	Black or African American Operators ²	All Farms
Number of Farm Operators ¹	77	120,934
Number of Farms	63	78,463
Land in Farms	6,959 acres	15,190,804 acres
Average Size of Farm	110 acres	194 acres
Market Value of Products Sold	\$2,679,000	\$8,967,358,000
Crop Sales	\$2,270,000	\$2,669,326,000
Livestock Sales	\$409,000	\$6,298,032,000
Average Per Farm	\$42,524	\$114,288
Government Payments	\$99,000	\$195,787,000
Average Per Farm Receiving Payments	\$4,714	\$4,124

(D) Cannot be disclosed. See "Census of Agriculture, Volume 1, Geographic Area Series" for complete footnotes.

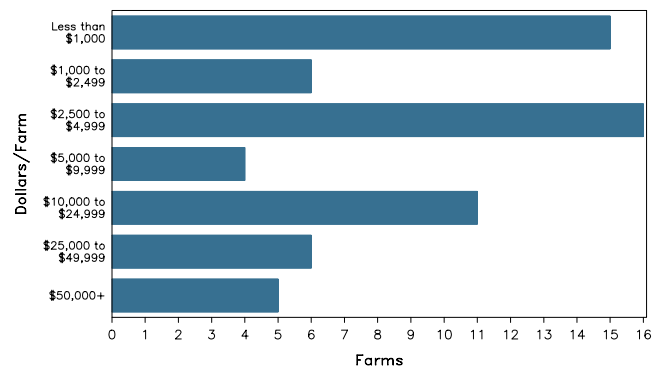
¹ Data were collected for a maximum of three operators per farm. ² Operators reporting selected race alone or in combination with other races.

Farms with Black or African American Operators

Farms by Size



Farms by Economic Size



2007 CENSUS OF AGRICULTURE



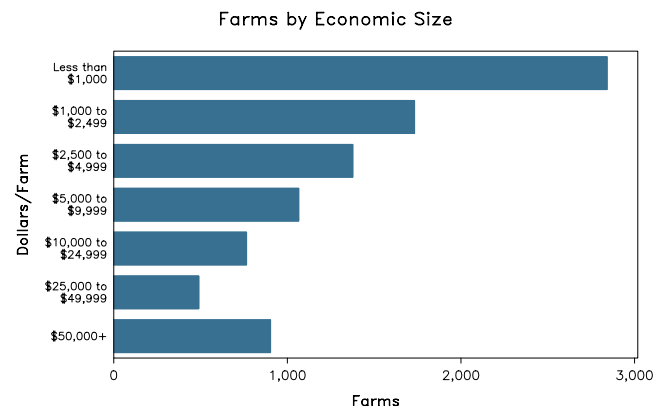
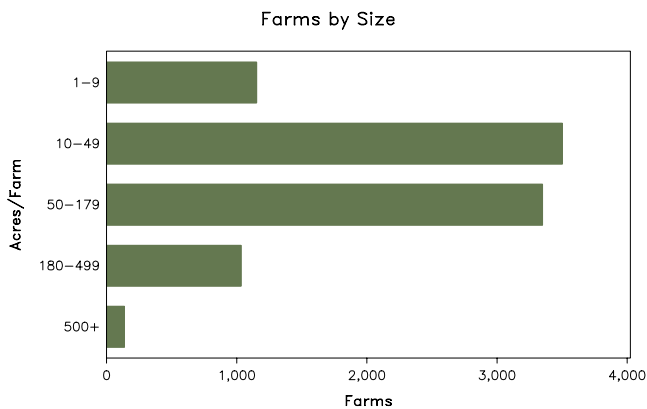
Wisconsin

Farms with Women Principal Operators Compared with All Farms

	Women Principal Operators	All Farms
Number of Farms	9,176	78,463
Land in Farms	860,130 acres	15,190,804 acres
Average Size of Farm	94 acres	194 acres
Market Value of Products Sold	\$287,523,000	\$8,967,358,000
Crop Sales	\$95,826,000	\$2,669,326,000
Livestock Sales	\$191,698,000	\$6,298,032,000
Average Per Farm	\$31,334	\$114,288
Government Payments	\$11,214,000	\$195,787,000
Average Per Farm Receiving Payments	\$2,736	\$4,124

(D) Cannot be disclosed. See "Census of Agriculture, Volume 1, Geographic Area Series" for complete footnotes.

Farms with Women Principal Operators



2007 CENSUS OF AGRICULTURE



Wisconsin

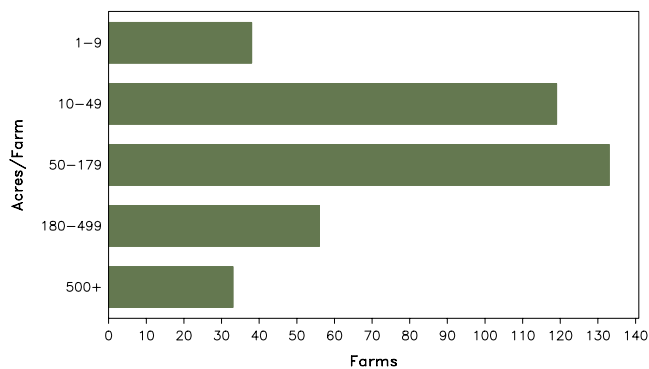
Farms with Spanish, Hispanic, or Latino Operators Compared with All Farms

	Spanish, Hispanic, or Latino Operators	All Farms
Number of Farm Operators ¹	412	120,934
Number of Farms	379	78,463
Land in Farms	56,423 acres	15,190,804 acres
Average Size of Farm	149 acres	194 acres
Market Value of Products Sold	\$42,985,000	\$8,967,358,000
Crop Sales	\$8,312,000	\$2,669,326,000
Livestock Sales	\$34,673,000	\$6,298,032,000
Average Per Farm	\$113,417	\$114,288
Government Payments	\$728,000	\$195,787,000
Average Per Farm Receiving Payments	\$3,872	\$4,124

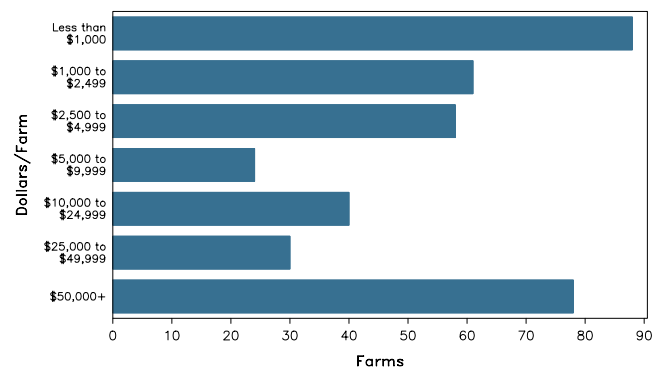
(D) Cannot be disclosed. See "Census of Agriculture, Volume 1, Geographic Area Series" for complete footnotes.
¹ Data were collected for a maximum of three operators per farm.

Farms with Spanish, Hispanic, or Latino Operators

Farms by Size



Farms by Economic Size



2007 CENSUS OF AGRICULTURE



Wisconsin

Farms with Native Hawaiian or Other Pacific Islander Operators Compared with All Farms

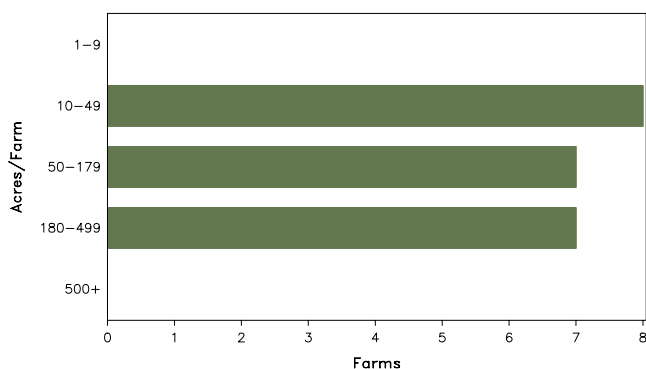
	Native Hawaiian or Other Pacific Islander Operators ²	All Farms
Number of Farm Operators ¹	22	120,934
Number of Farms	22	78,463
Land in Farms	3,021 acres	15,190,804 acres
Average Size of Farm	137 acres	194 acres
Market Value of Products Sold	\$778,000	\$8,967,358,000
Crop Sales	\$36,000	\$2,669,326,000
Livestock Sales	\$742,000	\$6,298,032,000
Average Per Farm	\$35,364	\$114,288
Government Payments	\$17,000	\$195,787,000
Average Per Farm Receiving Payments	\$2,429	\$4,124

(D) Cannot be disclosed. See "Census of Agriculture, Volume 1, Geographic Area Series" for complete footnotes.

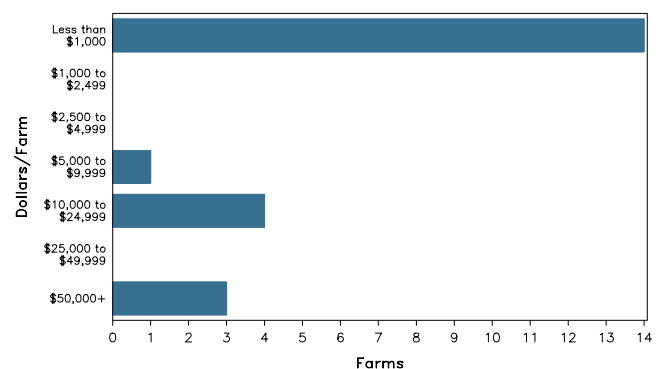
¹ Data were collected for a maximum of three operators per farm. ² Operators reporting selected race alone or in combination with other races.

Farms with Native Hawaiian or Other Pacific Islander Operators

Farms by Size



Farms by Economic Size



2007 CENSUS OF AGRICULTURE



Wisconsin

Farms with White Operators Compared with All Farms

	White Operators ²	All Farms
Number of Farm Operators ¹	120,330	120,934
Number of Farms	78,212	78,463
Land in Farms	15,163,809 acres	15,190,804 acres
Average Size of Farm	194 acres	194 acres
Market Value of Products Sold	\$8,955,656,000	\$8,967,358,000
Crop Sales	\$2,664,636,000	\$2,669,326,000
Livestock Sales	\$6,291,020,000	\$6,298,032,000
Average Per Farm	\$114,505	\$114,288
Government Payments	\$195,585,000	\$195,787,000
Average Per Farm Receiving Payments	\$4,123	\$4,124

(D) Cannot be disclosed. See "Census of Agriculture, Volume 1, Geographic Area Series" for complete footnotes.

¹ Data were collected for a maximum of three operators per farm. ² Operators reporting selected race alone or in combination with other races.

Farms with White Operators

