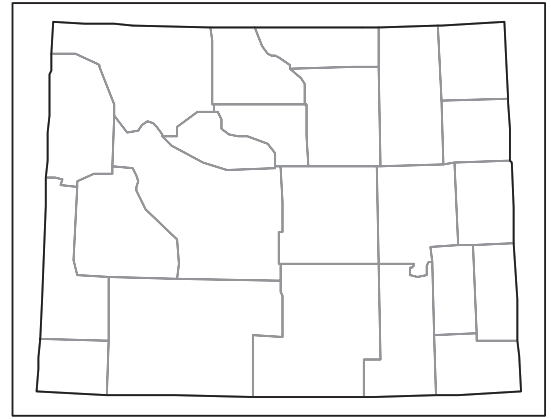


# 2007 CENSUS OF AGRICULTURE



## Wyoming

### Farms with American Indian or Alaska Native Operators Compared with All Farms

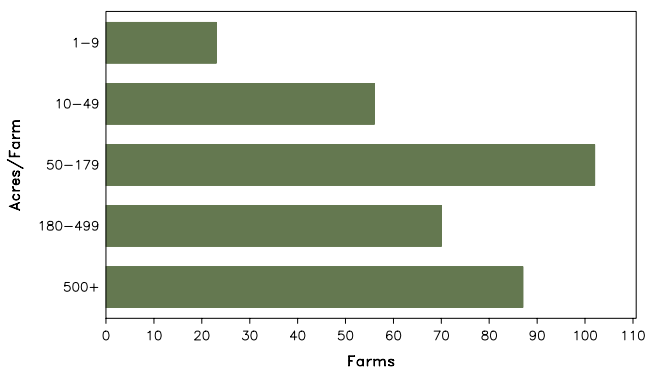
|  | American Indian or Alaska Native Operators <sup>2</sup> | All Farms        |
|--|---|------------------|
| <b>Number of Farm Operators <sup>1</sup></b> | 399   | 18,105           |
| <b>Number of Farms</b>                       | 338   | 11,069           |
| <b>Land in Farms</b>                         | 837,806 acres   | 30,169,526 acres |
| <b>Average Size of Farm</b>                  | 2,479 acres   | 2,726 acres      |
| <b>Market Value of Products Sold</b>         | \$14,735,000  | \$1,157,535,000  |
| Crop Sales                                   | \$2,092,000   | \$213,808,000    |
| Livestock Sales                              | \$12,643,000  | \$943,728,000    |
| Average Per Farm                             | \$43,595  | \$104,574        |
| <b>Government Payments</b>                   | \$361,000   | \$28,157,000     |
| Average Per Farm Receiving Payments          | \$7,521   | \$10,092         |

(D) Cannot be disclosed. See "Census of Agriculture, Volume 1, Geographic Area Series" for complete footnotes.

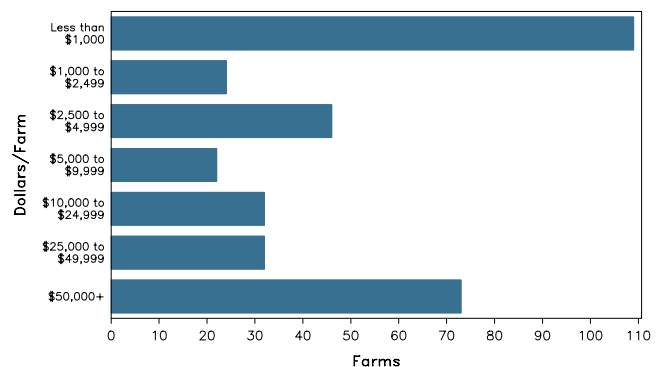
<sup>1</sup> Data were collected for a maximum of three operators per farm. <sup>2</sup> Operators reporting selected race alone or in combination with other races.

#### Farms with American Indian or Alaska Native Operators

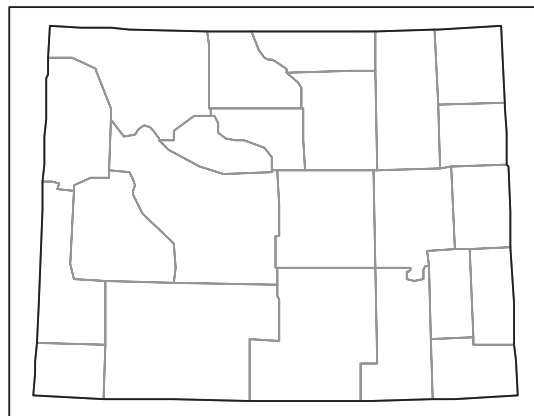
Farms by Size



Farms by Economic Size



# 2007 CENSUS OF AGRICULTURE



## Wyoming

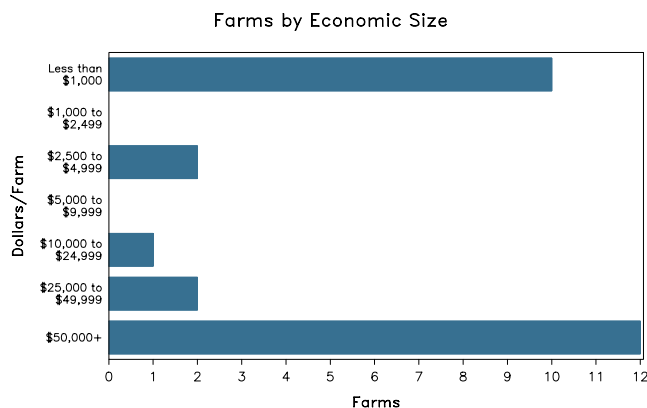
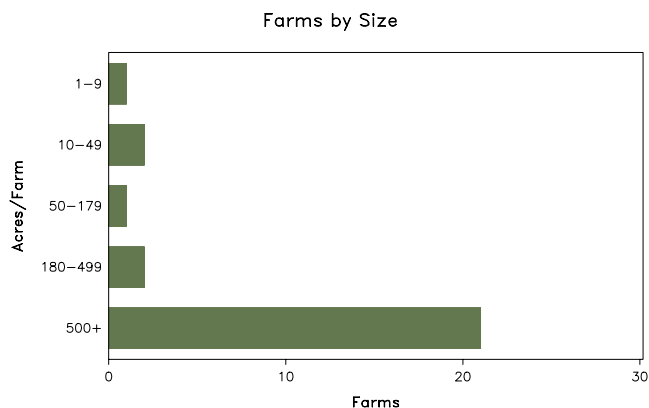
### Farms with Asian Operators Compared with All Farms

|  | Asian Operators <sup>2</sup> | All Farms        |
|--|------------------------------|------------------|
| <b>Number of Farm Operators <sup>1</sup></b> | 28                           | 18,105           |
| <b>Number of Farms</b>                       | 27                           | 11,069           |
| <b>Land in Farms</b>                         | 44,802 acres                 | 30,169,526 acres |
| <b>Average Size of Farm</b>                  | 1,659 acres                  | 2,726 acres      |
| <b>Market Value of Products Sold</b>         | \$3,339,000                  | \$1,157,535,000  |
| Crop Sales                                   | \$2,324,000                  | \$213,808,000    |
| Livestock Sales                              | \$1,015,000                  | \$943,728,000    |
| Average Per Farm                             | \$123,667                    | \$104,574        |
| <b>Government Payments</b>                   | \$62,000                     | \$28,157,000     |
| Average Per Farm Receiving Payments          | \$6,889                      | \$10,092         |

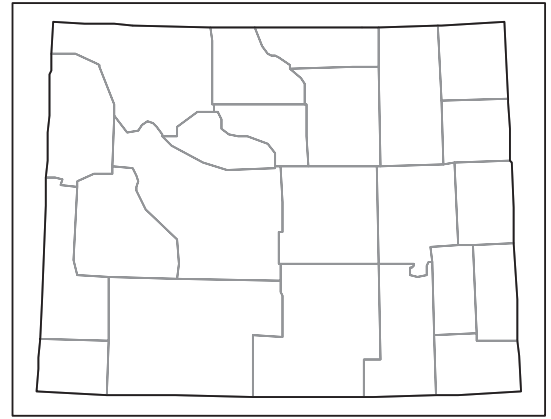
(D) Cannot be disclosed. See "Census of Agriculture, Volume 1, Geographic Area Series" for complete footnotes.

<sup>1</sup> Data were collected for a maximum of three operators per farm. <sup>2</sup> Operators reporting selected race alone or in combination with other races.

### Farms with Asian Operators



# 2007 CENSUS OF AGRICULTURE



## Wyoming

### Farms with Black or African American Operators Compared with All Farms

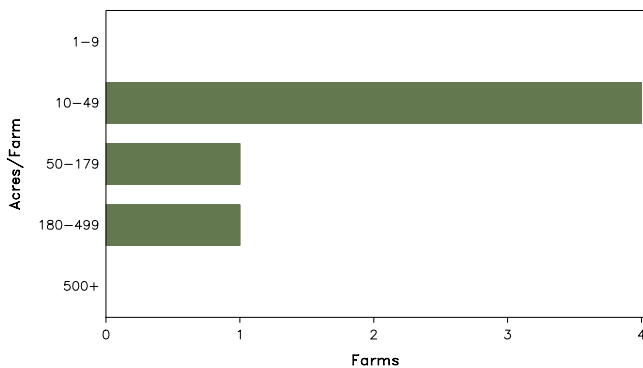
|  | Black or African American Operators <sup>2</sup> | All Farms        |
|--|--|------------------|
| <b>Number of Farm Operators <sup>1</sup></b> | 7  | 18,105           |
| <b>Number of Farms</b>                       | 6  | 11,069           |
| <b>Land in Farms</b>                         | 431 acres  | 30,169,526 acres |
| <b>Average Size of Farm</b>                  | 72 acres   | 2,726 acres      |
| <b>Market Value of Products Sold</b>         | (D)  | \$1,157,535,000  |
| Crop Sales                                   | (D)  | \$213,808,000    |
| Livestock Sales                              | (D)  | \$943,728,000    |
| Average Per Farm                             | (D)  | \$104,574        |
| <b>Government Payments</b>                   | -  | \$28,157,000     |
| Average Per Farm Receiving Payments          | -  | \$10,092         |

(D) Cannot be disclosed. See "Census of Agriculture, Volume 1, Geographic Area Series" for complete footnotes.

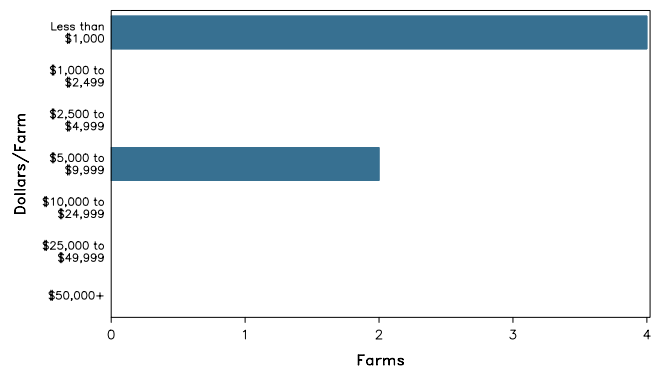
<sup>1</sup> Data were collected for a maximum of three operators per farm. <sup>2</sup> Operators reporting selected race alone or in combination with other races.

#### Farms with Black or African American Operators

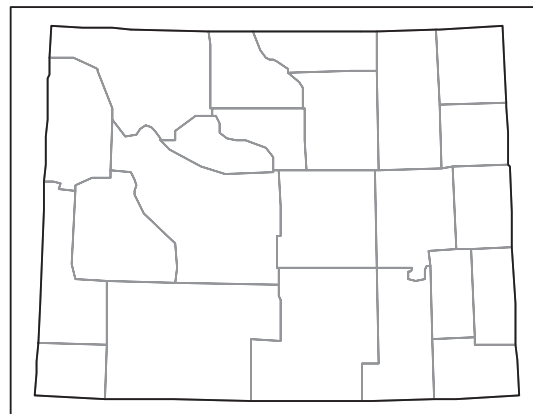
Farms by Size



Farms by Economic Size



# 2007 CENSUS OF AGRICULTURE



## Wyoming

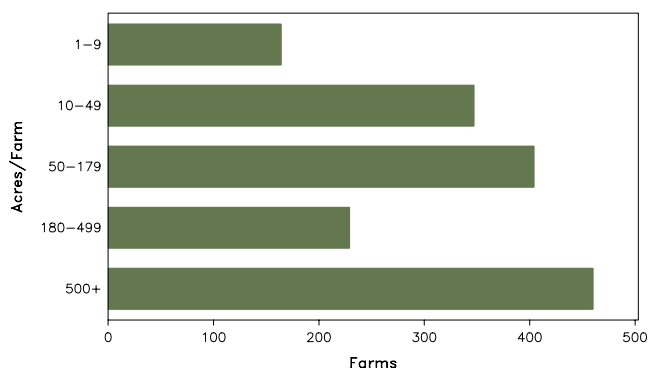
### Farms with Women Principal Operators Compared with All Farms

|                                      | Women Principal Operators | All Farms        |
|--------------------------------------|---------------------------|------------------|
| <b>Number of Farms</b>               | 1,604                     | 11,069           |
| <b>Land in Farms</b>                 | 2,409,371 acres           | 30,169,526 acres |
| <b>Average Size of Farm</b>          | 1,502 acres               | 2,726 acres      |
| <b>Market Value of Products Sold</b> | \$67,102,000              | \$1,157,535,000  |
| Crop Sales                           | \$8,377,000               | \$213,808,000    |
| Livestock Sales                      | \$58,726,000              | \$943,728,000    |
| Average Per Farm                     | \$41,834                  | \$104,574        |
| <b>Government Payments</b>           | \$2,584,000               | \$28,157,000     |
| Average Per Farm Receiving Payments  | \$10,173                  | \$10,092         |

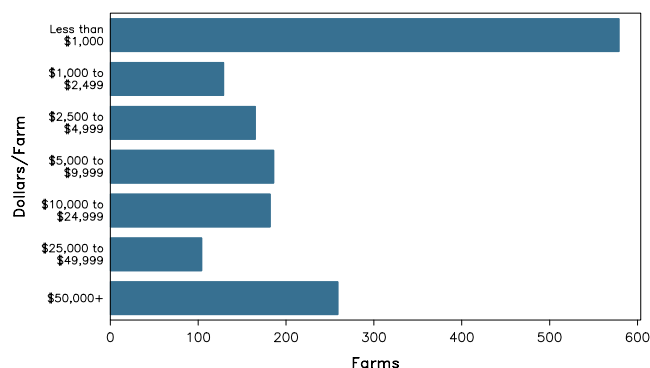
(D) Cannot be disclosed. See "Census of Agriculture, Volume 1, Geographic Area Series" for complete footnotes.

### Farms with Women Principal Operators

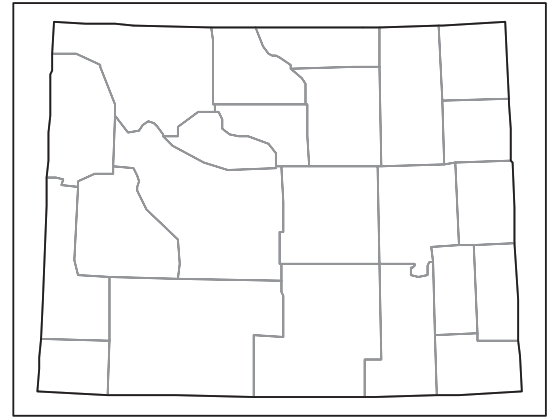
Farms by Size



Farms by Economic Size



# 2007 CENSUS OF AGRICULTURE



## Wyoming

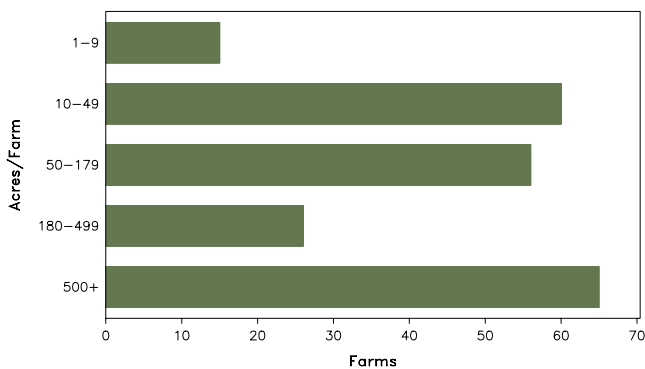
### Farms with Spanish, Hispanic, or Latino Operators Compared with All Farms

|  | Spanish, Hispanic, or Latino Operators | All Farms        |
|--|--|------------------|
| <b>Number of Farm Operators</b> <sup>1</sup> | 256                                    | 18,105           |
| <b>Number of Farms</b>                       | 222                                    | 11,069           |
| <b>Land in Farms</b>                         | 1,680,175 acres                        | 30,169,526 acres |
| <b>Average Size of Farm</b>                  | 7,568 acres                            | 2,726 acres      |
| <b>Market Value of Products Sold</b>         | \$19,255,000                           | \$1,157,535,000  |
| Crop Sales                                   | \$8,914,000                            | \$213,808,000    |
| Livestock Sales                              | \$10,341,000                           | \$943,728,000    |
| Average Per Farm                             | \$86,734                               | \$104,574        |
| <b>Government Payments</b>                   | \$536,000                              | \$28,157,000     |
| Average Per Farm Receiving Payments          | \$9,404                                | \$10,092         |

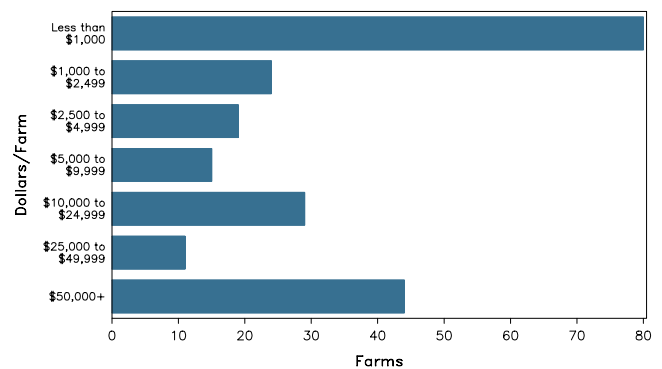
(D) Cannot be disclosed. See "Census of Agriculture, Volume 1, Geographic Area Series" for complete footnotes.  
<sup>1</sup> Data were collected for a maximum of three operators per farm.

### Farms with Spanish, Hispanic, or Latino Operators

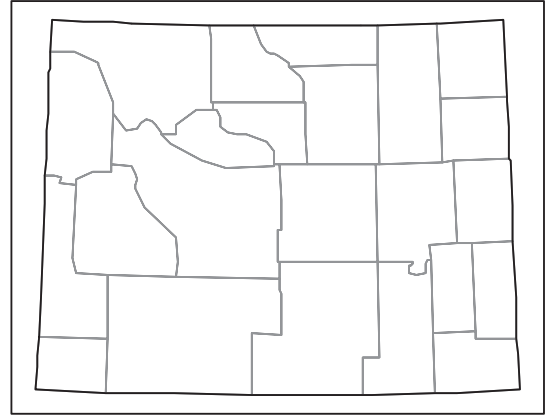
Farms by Size



Farms by Economic Size



# 2007 CENSUS OF AGRICULTURE



## Wyoming

### Farms with Native Hawaiian or Other Pacific Islander Operators Compared with All Farms

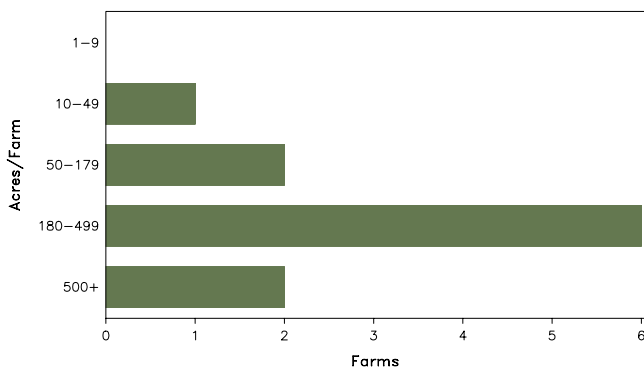
|  | Native Hawaiian or Other Pacific Islander Operators <sup>2</sup> | All Farms        |
|--|--|------------------|
| <b>Number of Farm Operators <sup>1</sup></b> | 12   | 18,105           |
| <b>Number of Farms</b>                       | 11   | 11,069           |
| <b>Land in Farms</b>                         | 23,690 acres   | 30,169,526 acres |
| <b>Average Size of Farm</b>                  | 2,154 acres  | 2,726 acres      |
| <b>Market Value of Products Sold</b>         | (D)  | \$1,157,535,000  |
| Crop Sales                                   | -  | \$213,808,000    |
| Livestock Sales                              | (D)  | \$943,728,000    |
| Average Per Farm                             | (D)  | \$104,574        |
| <b>Government Payments</b>                   | (D)  | \$28,157,000     |
| Average Per Farm Receiving Payments          | (D)  | \$10,092         |

(D) Cannot be disclosed. See "Census of Agriculture, Volume 1, Geographic Area Series" for complete footnotes.

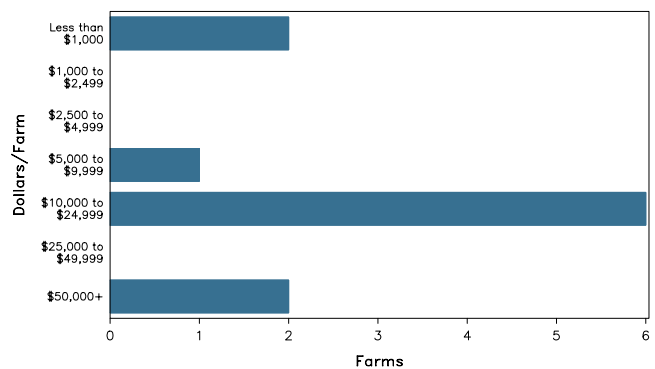
<sup>1</sup> Data were collected for a maximum of three operators per farm. <sup>2</sup> Operators reporting selected race alone or in combination with other races.

### Farms with Native Hawaiian or Other Pacific Islander Operators

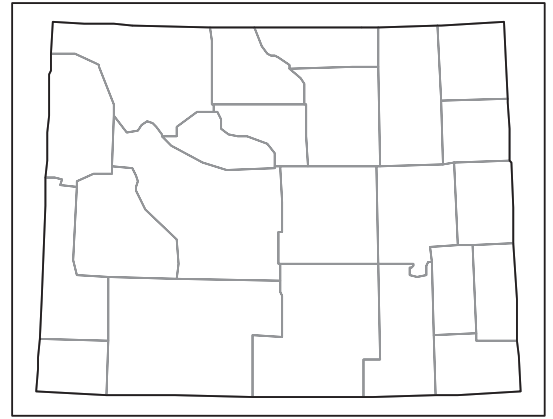
Farms by Size



Farms by Economic Size



# 2007 CENSUS OF AGRICULTURE



## Wyoming

### Farms with White Operators Compared with All Farms

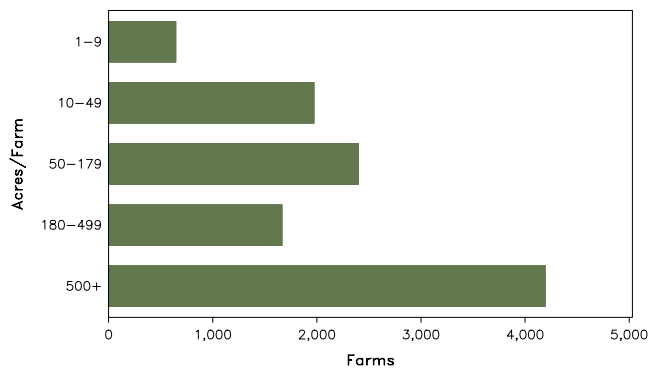
|  | White Operators <sup>2</sup> | All Farms        |
|--|------------------------------|------------------|
| <b>Number of Farm Operators <sup>1</sup></b> | 17,737                       | 18,105           |
| <b>Number of Farms</b>                       | 10,872                       | 11,069           |
| <b>Land in Farms</b>                         | 29,958,318 acres             | 30,169,526 acres |
| <b>Average Size of Farm</b>                  | 2,756 acres                  | 2,726 acres      |
| <b>Market Value of Products Sold</b>         | \$1,148,175,000              | \$1,157,535,000  |
| Crop Sales                                   | \$211,419,000                | \$213,808,000    |
| Livestock Sales                              | \$936,756,000                | \$943,728,000    |
| Average Per Farm                             | \$105,608                    | \$104,574        |
| <b>Government Payments</b>                   | \$27,962,000                 | \$28,157,000     |
| Average Per Farm Receiving Payments          | \$10,102                     | \$10,092         |

(D) Cannot be disclosed. See "Census of Agriculture, Volume 1, Geographic Area Series" for complete footnotes.

<sup>1</sup> Data were collected for a maximum of three operators per farm. <sup>2</sup> Operators reporting selected race alone or in combination with other races.

### Farms with White Operators

Farms by Size



Farms by Economic Size

