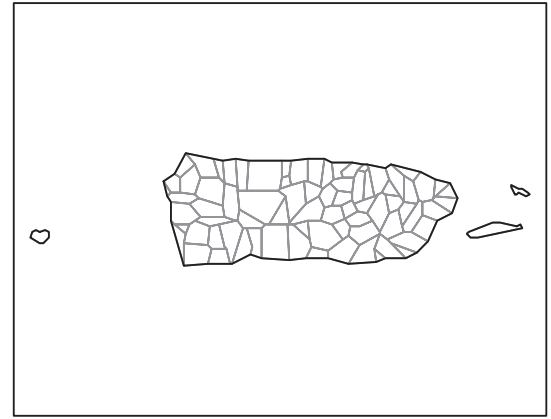


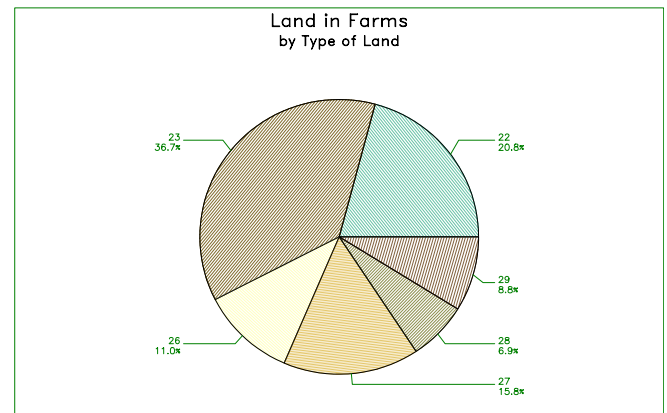
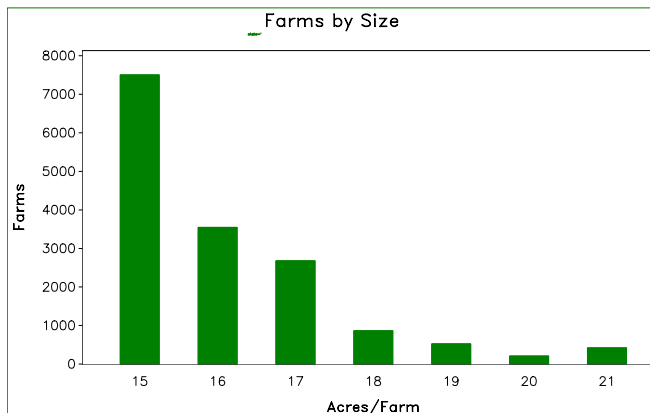
# 2007 CENSUS OF AGRICULTURE

## Island Profile

### Puerto Rico



	2007	2002	% change
<b>Number of Farms</b>	15,745	17,659	- 11
<b>Land in Farms</b>	557,528 cuerdas	690,687 cuerdas	- 19
<b>Average Size of Farm</b>	35 cuerdas	39 cuerdas	- 9
<b>Market Value of Production</b>	\$515,685,532	\$581,543,942	- 11
Crop Sales \$218,835,477 (42 percent)			
Livestock Sales \$296,850,055 (58 percent)			
<b>Average Per Farm</b>	\$32,752	\$32,932	- 1
<b>Government Payments</b>	\$30,171,304	\$56,294,456	- 46



# 2007 CENSUS OF AGRICULTURE

## Island Profile

### Puerto Rico

Item	Quantity
<b>MARKET VALUE OF AGRICULTURAL PRODUCTS SOLD (\$)</b>	
Total value of agricultural products sold	515,685,532
Value of crops including nursery and greenhouse	218,835,477
Value of livestock, poultry, and their products	296,850,055
<b>VALUE OF SALES BY COMMODITY GROUP (\$)</b>	
Horticulture specialties	44,575,883
Plantains	44,874,655
Coffee	41,823,565
Vegetables or melons	35,440,431
Fruit	19,903,773
Bananas	10,082,177
Root crops or tubers	6,682,651
Grains	1,553,126
Grasses and other crops	13,372,308
Poultry and eggs	63,573,676
Cattle and calves	33,005,235
Milk products	184,542,585
Hogs and pigs	6,238,744
Aquaculture	832,725
Other livestock and other livestock products	8,657,090
<b>TOP LIVESTOCK INVENTORY ITEMS (number)</b>	
Poultry	6,227,435
Cattle and calves	267,542
Hogs and pigs	69,892
Rabbits	29,145
Horses	15,737
<b>TOP CROP ITEMS (cuerdas)</b>	
Coffee	38,535
Grasses or other crops	36,041
Plantains	18,034
Vegetables	8,146
Oranges	7,133

### Other Island Highlights

Economic Characteristics	Quantity
Farms by value of sales	
\$60,000 or more	1,208
\$40,000 to \$59,999	281
\$20,000 to \$39,999	1,030
\$10,000 to \$19,999	1,497
\$7,500 to \$9,999	882
\$5,000 to \$7,499	1,206
\$2,500 to \$4,999	2,428
\$1,000 to \$2,499	2,771
Less than \$1,000	4,442
Farm production expenses (\$)	
Wages and salaries	107,786,397
Contract labor	3,730,959

Operator Characteristics	Quantity
Principal operators by primary occupation:	
Farming	5,456
Other	8,947
Not reported	1,342
Principal operators by sex:	
Male	13,471
Female	1,408
Not reported	866
All operators by highest level of school attended:	
None	221
Elementary	3,944
Secondary	3,557
High school diploma	2,874
Some college	1,731
Bachelor's degree	1,653
Master's or PhD	729
Not reported	1,036

(D) Cannot be disclosed. (Z) Less than half of the unit shown. See "Census of Agriculture, Volume 1, Geographic Area Series" for complete footnotes.