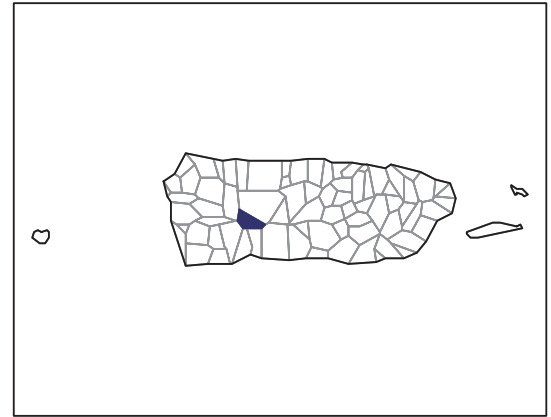


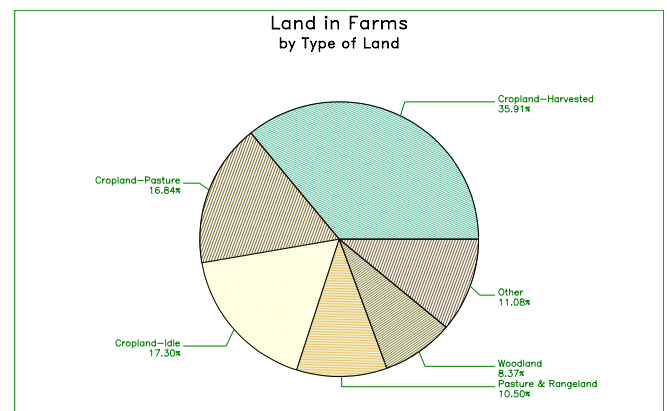
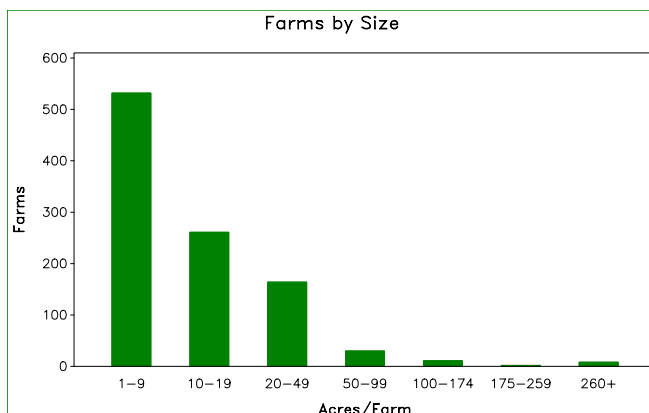
2007 CENSUS OF AGRICULTURE

Municipio Profile

Adjuntas, Puerto Rico



	2007	2002	% change
Number of Farms	1,008	1,498	- 33
Land in Farms	21,192 cuerdas	25,864 cuerdas	- 18
Average Size of Farm	21 cuerdas	17 cuerdas	+ 22
Market Value of Production	\$11,229,817	\$12,773,350	- 12
Crop Sales \$10,642,786 (95 percent)			
Livestock Sales \$587,031 (5 percent)			
Average Per Farm	\$11,141	\$8,527	+ 31
Government Payments	\$686,827	\$1,967,796	- 65



2007 CENSUS OF AGRICULTURE

Municipio Profile

Adjuntas, Puerto Rico

Ranked items among the 78 Puerto Rico municipios

Item	Quantity	Rank	Universe ¹
MARKET VALUE OF AGRICULTURAL PRODUCTS SOLD (\$)			
Total value of agricultural products sold	11,229,817	12	77
Value of crops including nursery and greenhouse	10,642,786	2	77
Value of livestock, poultry, and their products	587,031	52	75
VALUE OF SALES BY COMMODITY GROUP (\$)			
Horticulture specialties	683,942	17	66
Plantains	749,249	20	76
Coffee	7,310,210	1	59
Vegetables or melons	48,323	35	68
Fruit	1,038,135	5	73
Bananas	564,643	4	71
Root crops or tubers	48,473	21	69
Grains	5,311	40	72
Grasses and other crops	187,012	16	48
Poultry and eggs	(D)	(D)	67
Cattle and calves	531,915	23	73
Milk products	(-)	(-)	43
Hogs and pigs	36,485	39	68
Aquaculture	(D)	(D)	18
Other livestock and other livestock products	10,936	38	68
TOP LIVESTOCK INVENTORY ITEMS (number)			
Poultry	2,650	32	73
Cattle and calves	2,639	28	76
Hogs and pigs	492	40	74
Rabbits	355	17	66
Hives of bees	212	3	31
TOP CROP ITEMS (cuerdas)			
Coffee	5,662	1	59
Grasses or other crops	892	9	55
Oranges	674	3	74
Bananas	526	4	73
Plantains	353	20	76

Other Municipio Highlights

Economic Characteristics	Quantity
Farms by value of sales	
\$60,000 or more	26
\$40,000 to \$59,999	19
\$20,000 to \$39,999	72
\$10,000 to \$19,999	139
\$7,500 to \$9,999	63
\$5,000 to \$7,499	115
\$2,500 to \$4,999	198
\$1,000 to \$2,499	199
Less than \$1,000	177
Farm production expenses (\$)	
Wages and salaries	3,760,174
Contract labor	152,690

Operator Characteristics	Quantity
Principal operators by primary occupation:	
Farming	447
Other	439
Not reported	122
Principal operators by sex:	
Male	817
Female	111
Not reported	80
All operators by highest level of school attended:	
None	22
Elementary	296
Secondary	251
High school diploma	193
Some college	66
Bachelor's degree	82
Master's or PhD	31
Not reported	67

(D) Cannot be disclosed. (Z) Less than half of the unit shown. See "Census of Agriculture, Volume 1, Geographic Area Series" for complete footnotes.

¹ Universe is number of municipios in Puerto Rico with item.