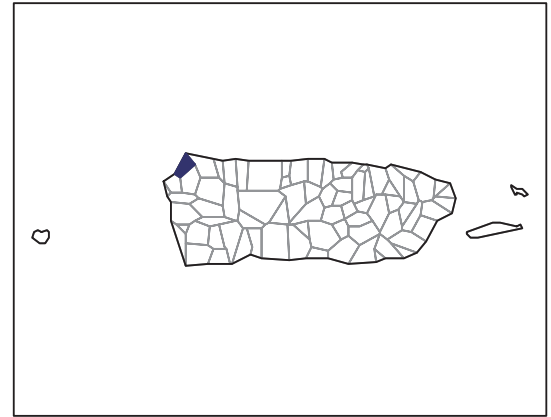


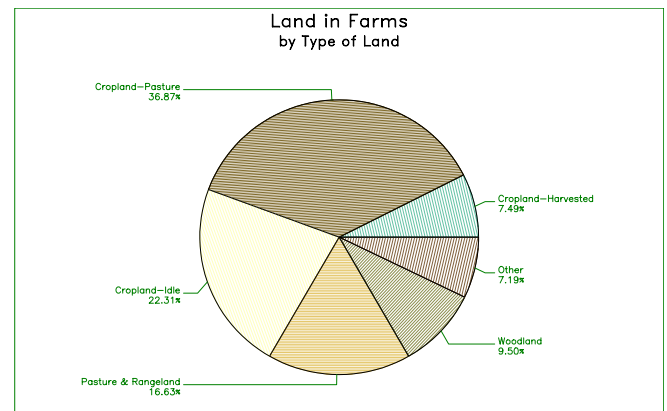
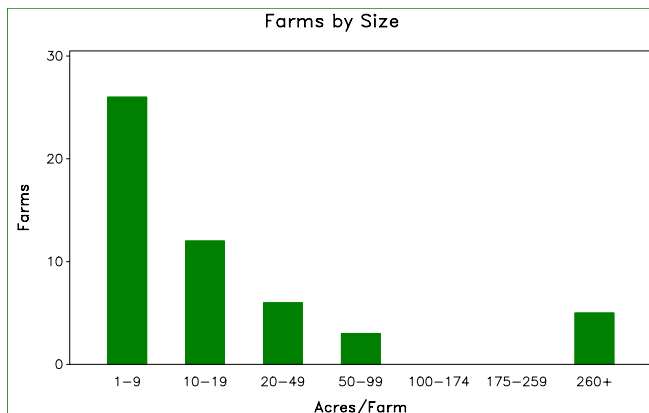
2007 CENSUS OF AGRICULTURE

Municipio Profile

Aguadilla, Puerto Rico



	2007	2002	% change
Number of Farms	52	41	+ 27
Land in Farms	3,381 cuerdas	6,506 cuerdas	- 48
Average Size of Farm	65 cuerdas	159 cuerdas	- 59
Market Value of Production	\$3,094,923	\$2,326,919	+ 33
Crop Sales \$599,695 (19 percent)			
Livestock Sales \$2,495,228 (81 percent)			
Average Per Farm	\$59,518	\$56,754	+ 5
Government Payments	\$48,843	\$232,464	- 79



2007 CENSUS OF AGRICULTURE

Municipio Profile

Aguadilla, Puerto Rico

Ranked items among the 78 Puerto Rico municipios

Item	Quantity	Rank	Universe ¹
MARKET VALUE OF AGRICULTURAL PRODUCTS SOLD (\$)			
Total value of agricultural products sold	3,094,923	47	77
Value of crops including nursery and greenhouse	599,695	60	77
Value of livestock, poultry, and their products	2,495,228	25	75
VALUE OF SALES BY COMMODITY GROUP (\$)			
Horticulture specialties	401,575	29	66
Plantains	17,870	70	76
Coffee	(-)	(-)	59
Vegetables or melons	(D)	(D)	68
Fruit	3,219	63	73
Bananas	(-)	(-)	71
Root crops or tubers	39,970	26	69
Grains	(D)	(D)	72
Grasses and other crops	135,167	20	48
Poultry and eggs	(D)	(D)	67
Cattle and calves	251,731	41	73
Milk products	2,227,059	16	43
Hogs and pigs	(D)	(D)	68
Aquaculture	(-)	(-)	18
Other livestock and other livestock products	(D)	(D)	68
TOP LIVESTOCK INVENTORY ITEMS (number)			
Cattle and calves	1,560	44	76
Poultry	321	67	73
Horses	101	58	76
Goats	36	46	71
Hogs and pigs ²	(D)	(D)	74
TOP CROP ITEMS (cuerdas)			
Grasses or other crops	194	33	55
Plantains	32	60	76
Dasheens	7	18	42
Oranges	6	45	74
Yams	5	32	65

Other Municipio Highlights

Economic Characteristics	Quantity
Farms by value of sales	
\$60,000 or more	7
\$40,000 to \$59,999	4
\$20,000 to \$39,999	(-)
\$10,000 to \$19,999	4
\$7,500 to \$9,999	2
\$5,000 to \$7,499	2
\$2,500 to \$4,999	14
\$1,000 to \$2,499	11
Less than \$1,000	8
Farm production expenses (\$)	
Wages and salaries	618,665
Contract labor	9,200

Operator Characteristics	Quantity
Principal operators by primary occupation:	
Farming	18
Other	32
Not reported	2
Principal operators by sex:	
Male	44
Female	5
Not reported	3
All operators by highest level of school attended:	
None	(-)
Elementary	14
Secondary	2
High school diploma	12
Some college	10
Bachelor's degree	7
Master's or PhD	5
Not reported	2

(D) Cannot be disclosed. (Z) Less than half of the unit shown. See "Census of Agriculture, Volume 1, Geographic Area Series" for complete footnotes.

¹ Universe is number of municipios in Puerto Rico with item.

² Items with a rank that cannot be disclosed are separated by a blank line, position in table does not indicate rank.