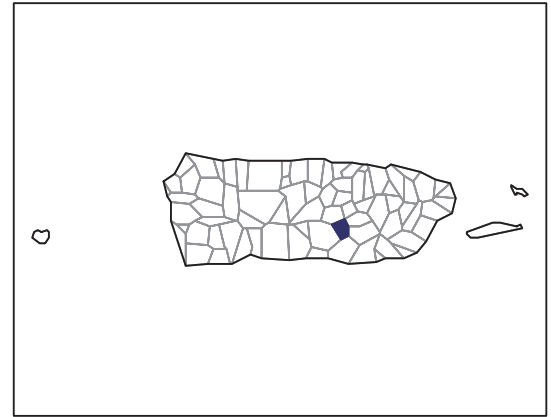


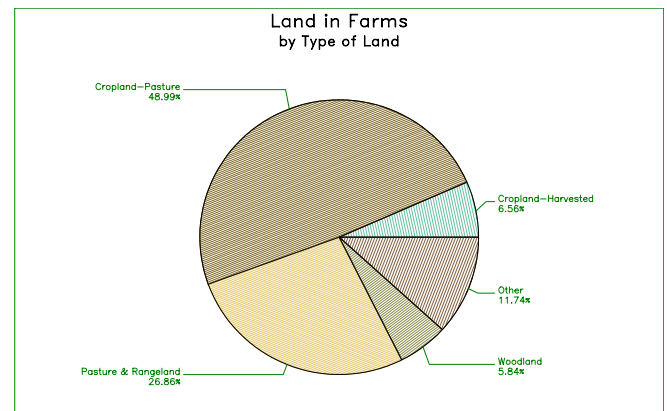
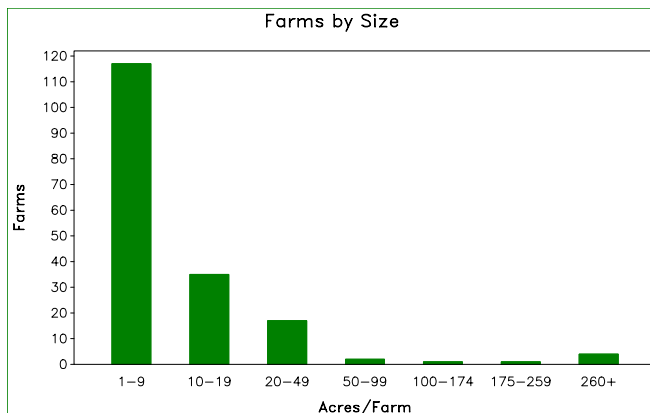
2007 CENSUS OF AGRICULTURE

Municipio Profile

Aibonito, Puerto Rico



	2007	2002	% change
Number of Farms	177	151	+ 17
Land in Farms	3,768 cuerdas	6,048 cuerdas	- 38
Average Size of Farm	21 cuerdas	40 cuerdas	- 47
Market Value of Production	\$19,285,175	\$24,341,131	- 21
Crop Sales \$7,462,091 (39 percent)			
Livestock Sales \$11,823,084 (61 percent)			
Average Per Farm	\$108,956	\$161,200	- 32
Government Payments	\$432,012	\$859,552	- 50



2007 CENSUS OF AGRICULTURE

Municipio Profile

Aibonito, Puerto Rico

Ranked items among the 78 Puerto Rico municipios

Item	Quantity	Rank	Universe ¹
MARKET VALUE OF AGRICULTURAL PRODUCTS SOLD (\$)			
Total value of agricultural products sold	19,285,175	7	77
Value of crops including nursery and greenhouse	7,462,091	5	77
Value of livestock, poultry, and their products	11,823,084	6	75
VALUE OF SALES BY COMMODITY GROUP (\$)			
Horticulture specialties	7,101,734	1	66
Plantains	13,750	71	76
Coffee	21,488	32	59
Vegetables or melons	309,556	14	68
Fruit	3,608	61	73
Bananas	5,109	49	71
Root crops or tubers	(-)	(-)	69
Grains	6,846	38	72
Grasses and other crops	(-)	(-)	48
Poultry and eggs	11,493,085	2	67
Cattle and calves	(D)	(D)	73
Milk products	(D)	(D)	43
Hogs and pigs	(D)	(D)	68
Aquaculture	(-)	(-)	18
Other livestock and other livestock products	3,129	58	68
TOP LIVESTOCK INVENTORY ITEMS (number)			
Poultry	1,060,454	2	73
Cattle and calves	1,415	45	76
Hogs and pigs	(D)	36	74
Horses	198	30	76
Sheep	139	26	70
TOP CROP ITEMS (cuerdas)			
Vegetables	92	19	68
Coffee	58	29	59
Plantains	22	69	76
Oranges	17	33	74
Lawn grass (sod)	(D)	16	21

Other Municipio Highlights

Economic Characteristics	Quantity
Farms by value of sales	
\$60,000 or more	59
\$40,000 to \$59,999	6
\$20,000 to \$39,999	22
\$10,000 to \$19,999	10
\$7,500 to \$9,999	1
\$5,000 to \$7,499	2
\$2,500 to \$4,999	11
\$1,000 to \$2,499	17
Less than \$1,000	49
Farm production expenses (\$)	
Wages and salaries	2,434,725
Contract labor	91,914

Operator Characteristics	Quantity
Principal operators by primary occupation:	
Farming	86
Other	83
Not reported	8
Principal operators by sex:	
Male	157
Female	15
Not reported	5
All operators by highest level of school attended:	
None	(-)
Elementary	40
Secondary	30
High school diploma	26
Some college	38
Bachelor's degree	19
Master's or PhD	7
Not reported	17

(D) Cannot be disclosed. (Z) Less than half of the unit shown. See "Census of Agriculture, Volume 1, Geographic Area Series" for complete footnotes.

¹ Universe is number of municipios in Puerto Rico with item.