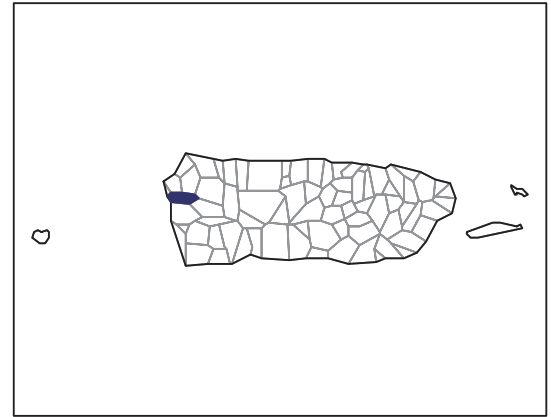


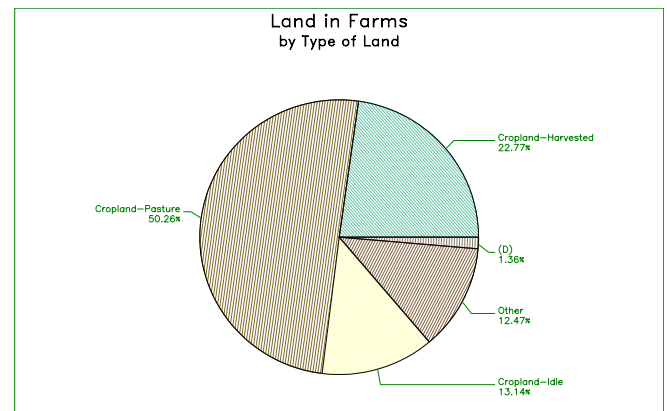
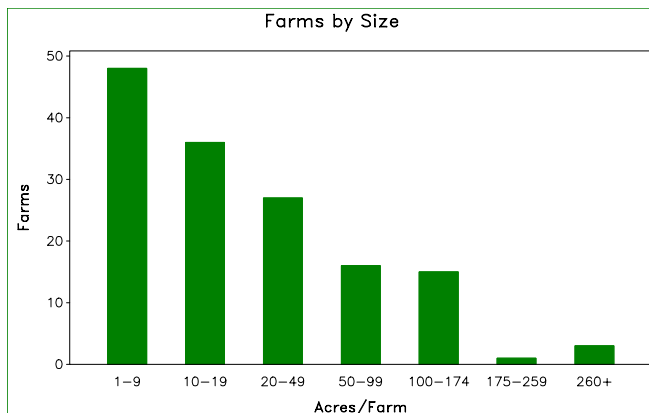
2007 CENSUS OF AGRICULTURE

Municipio Profile

Añasco, Puerto Rico



	2007	2002	% change
Number of Farms	146	250	- 42
Land in Farms	6,492 cuerdas	9,934 cuerdas	- 35
Average Size of Farm	44 cuerdas	40 cuerdas	+ 12
Market Value of Production	\$3,625,695	\$1,963,384	+ 85
Crop Sales \$2,863,762 (79 percent)			
Livestock Sales \$761,933 (21 percent)			
Average Per Farm	\$24,834	\$7,854	+ 216
Government Payments	\$219,477	\$342,423	- 36



2007 CENSUS OF AGRICULTURE

Municipio Profile

Añasco, Puerto Rico

Ranked items among the 78 Puerto Rico municipios

Item	Quantity	Rank	Universe ¹
MARKET VALUE OF AGRICULTURAL PRODUCTS SOLD (\$)			
Total value of agricultural products sold	3,625,695	42	77
Value of crops including nursery and greenhouse	2,863,762	27	77
Value of livestock, poultry, and their products	761,933	47	75
VALUE OF SALES BY COMMODITY GROUP (\$)			
Horticulture specialties	210,000	42	66
Plantains	2,163,831	5	76
Coffee	84,384	25	59
Vegetables or melons	100,030	26	68
Fruit	74,369	23	73
Bananas	10,278	37	71
Root crops or tubers	36,093	28	69
Grains	(D)	(D)	72
Grasses and other crops	176,001	18	48
Poultry and eggs	16,654	32	67
Cattle and calves	310,150	36	73
Milk products	(D)	(D)	43
Hogs and pigs	(D)	(D)	68
Aquaculture	(D)	(D)	18
Other livestock and other livestock products	11,280	37	68
TOP LIVESTOCK INVENTORY ITEMS (number)			
Poultry	2,394	34	73
Cattle and calves	1,921	39	76
Hogs and pigs	775	32	74
Rabbits	90	40	66
Sheep ²	(D)	(D)	70
TOP CROP ITEMS (cuerdas)			
Plantains	610	12	76
Grasses or other crops	500	19	55
Coffee	140	24	59
Oranges	107	11	74
Yams	20	15	65

Other Municipio Highlights

Economic Characteristics	Quantity
Farms by value of sales	
\$60,000 or more	13
\$40,000 to \$59,999	7
\$20,000 to \$39,999	8
\$10,000 to \$19,999	5
\$7,500 to \$9,999	19
\$5,000 to \$7,499	16
\$2,500 to \$4,999	24
\$1,000 to \$2,499	20
Less than \$1,000	34
Farm production expenses (\$)	
Wages and salaries	515,900
Contract labor	(D)

Operator Characteristics	Quantity
Principal operators by primary occupation:	
Farming	60
Other	79
Not reported	7
Principal operators by sex:	
Male	133
Female	12
Not reported	1
All operators by highest level of school attended:	
None	2
Elementary	34
Secondary	41
High school diploma	23
Some college	24
Bachelor's degree	13
Master's or PhD	8
Not reported	1

(D) Cannot be disclosed. (Z) Less than half of the unit shown. See "Census of Agriculture, Volume 1, Geographic Area Series" for complete footnotes.

¹ Universe is number of municipios in Puerto Rico with item.

² Items with a rank that cannot be disclosed are separated by a blank line, position in table does not indicate rank.