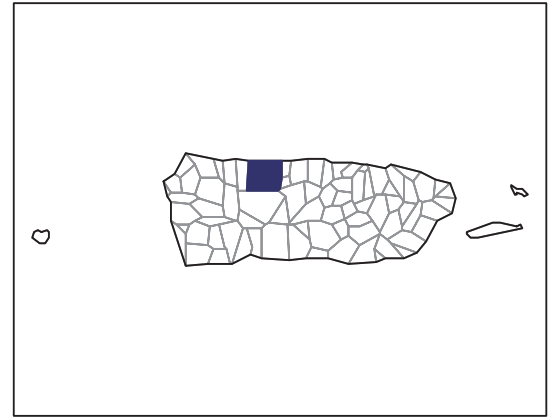


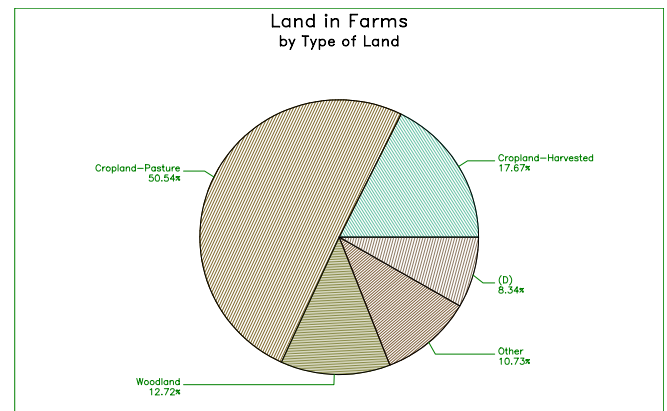
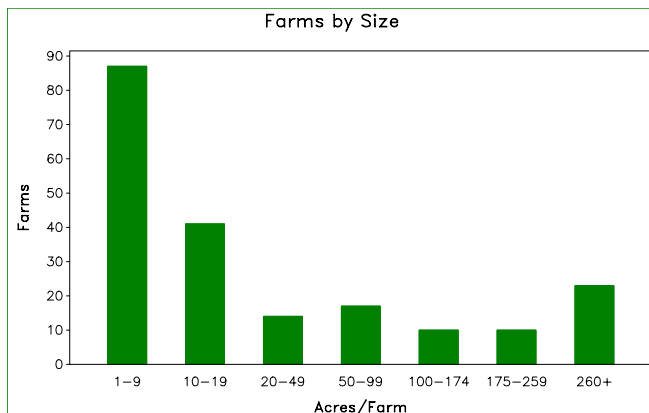
2007 CENSUS OF AGRICULTURE

Municipio Profile

Arecibo, Puerto Rico



	2007	2002	% change
Number of Farms	202	207	- 2
Land in Farms	17,296 cuerdas	25,136 cuerdas	- 31
Average Size of Farm	86 cuerdas	121 cuerdas	- 29
Market Value of Production	\$32,613,526	\$47,684,440	- 32
Crop Sales \$1,708,643 (5 percent)			
Livestock Sales \$30,904,883 (95 percent)			
Average Per Farm	\$161,453	\$230,360	- 30
Government Payments	\$1,374,099	\$3,733,213	- 63



2007 CENSUS OF AGRICULTURE

Municipio Profile

Arecibo, Puerto Rico

Ranked items among the 78 Puerto Rico municipios

Item	Quantity	Rank	Universe ¹
MARKET VALUE OF AGRICULTURAL PRODUCTS SOLD (\$)			
Total value of agricultural products sold	32,613,526	3	77
Value of crops including nursery and greenhouse	1,708,643	34	77
Value of livestock, poultry, and their products	30,904,883	2	75
VALUE OF SALES BY COMMODITY GROUP (\$)			
Horticulture specialties	(D)	(D)	66
Plantains	(D)	(D)	76
Coffee	36,883	28	59
Vegetables or melons	116,626	24	68
Fruit	25,669	38	73
Bananas	11,315	34	71
Root crops or tubers	6,102	48	69
Grains	(D)	(D)	72
Grasses and other crops	358,550	8	48
Poultry and eggs	(D)	(D)	67
Cattle and calves	1,384,492	4	73
Milk products	28,151,573	2	43
Hogs and pigs	(D)	(D)	68
Aquaculture	(-)	(-)	18
Other livestock and other livestock products	12,799	34	68
TOP LIVESTOCK INVENTORY ITEMS (number)			
Poultry	(D)	18	73
Cattle and calves	23,496	2	76
Hogs and pigs	6,028	1	74
Sheep	168	21	70
Horses	164	42	76
TOP CROP ITEMS (cuerdas)			
Grasses or other crops	2,702	4	55
Plantains	120	33	76
Vegetables	113	13	68
Coffee	94	25	59
Oranges	48	16	74

Other Municipio Highlights

Economic Characteristics	Quantity
Farms by value of sales	
\$60,000 or more	55
\$40,000 to \$59,999	(-)
\$20,000 to \$39,999	4
\$10,000 to \$19,999	8
\$7,500 to \$9,999	35
\$5,000 to \$7,499	8
\$2,500 to \$4,999	8
\$1,000 to \$2,499	30
Less than \$1,000	54
Farm production expenses (\$)	
Wages and salaries	4,134,873
Contract labor	47,560

Operator Characteristics	Quantity
Principal operators by primary occupation:	
Farming	64
Other	132
Not reported	6
Principal operators by sex:	
Male	160
Female	29
Not reported	13
All operators by highest level of school attended:	
None	1
Elementary	60
Secondary	17
High school diploma	19
Some college	24
Bachelor's degree	35
Master's or PhD	34
Not reported	12

(D) Cannot be disclosed. (Z) Less than half of the unit shown. See "Census of Agriculture, Volume 1, Geographic Area Series" for complete footnotes.

¹ Universe is number of municipios in Puerto Rico with item.