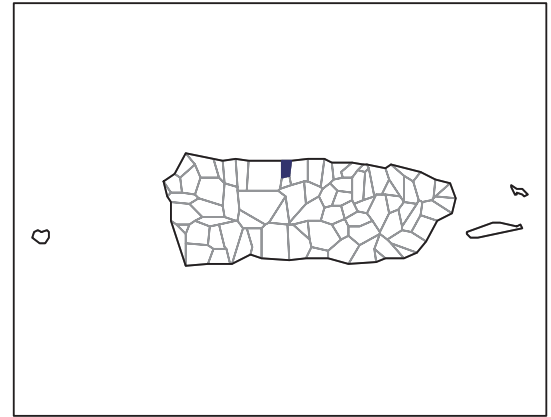


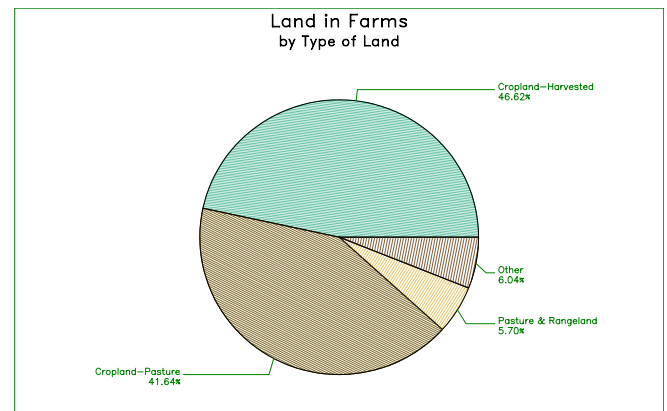
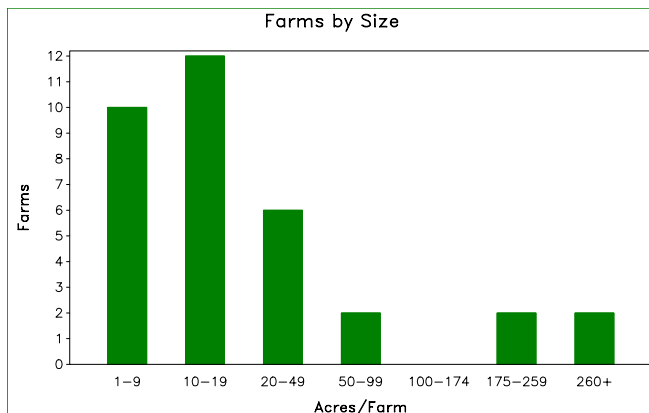
# 2007 CENSUS OF AGRICULTURE

## Municipio Profile

### Barceloneta, Puerto Rico



	2007	2002	% change
<b>Number of Farms</b>	34	28	+ 21
<b>Land in Farms</b>	1,791 cuerdas	2,161 cuerdas	- 17
<b>Average Size of Farm</b>	53 cuerdas	77 cuerdas	- 32
<b>Market Value of Production</b>	\$1,239,993	\$3,104,230	- 60
Crop Sales (D)			
Livestock Sales (D)			
Average Per Farm	\$36,470	\$110,865	- 67
<b>Government Payments</b>	\$67,193	\$117,362	- 43



# 2007 CENSUS OF AGRICULTURE

## Municipio Profile

### Barceloneta, Puerto Rico

#### Ranked items among the 78 Puerto Rico municipios

Item	Quantity	Rank	Universe <sup>1</sup>
<b>MARKET VALUE OF AGRICULTURAL PRODUCTS SOLD (\$)</b>			
Total value of agricultural products sold	1,239,993	62	77
Value of crops including nursery and greenhouse	(D)	(D)	77
Value of livestock, poultry, and their products	(D)	(D)	75
<b>VALUE OF SALES BY COMMODITY GROUP (\$)</b>			
Horticulture specialties	(-)	(-)	66
Plantains	1,500	75	76
Coffee	(-)	(-)	59
Vegetables or melons	(-)	(-)	68
Fruit	260	71	73
Bananas	(-)	(-)	71
Root crops or tubers	(-)	(-)	69
Grains	(-)	(-)	72
Grasses and other crops	(D)	(D)	48
Poultry and eggs	(-)	(-)	67
Cattle and calves	(D)	(D)	73
Milk products	908,913	23	43
Hogs and pigs	(-)	(-)	68
Aquaculture	(-)	(-)	18
Other livestock and other livestock products	(-)	(-)	68
<b>TOP LIVESTOCK INVENTORY ITEMS (number)</b>			
Cattle and calves	985	59	76
Poultry	153	72	73
Horses	113	56	76
Goats	31	50	71
Hogs and pigs	(D)	70	74
<b>TOP CROP ITEMS (cuerdas)</b>			
Grasses or other crops	830	12	55
Plantains	5	72	76
Grapefruit	1	39	67
Oranges	1	67	74
Avocados		61	70

#### Other Municipio Highlights

Economic Characteristics	Quantity
Farms by value of sales	
\$60,000 or more	5
\$40,000 to \$59,999	(-)
\$20,000 to \$39,999	1
\$10,000 to \$19,999	(-)
\$7,500 to \$9,999	(-)
\$5,000 to \$7,499	2
\$2,500 to \$4,999	4
\$1,000 to \$2,499	3
Less than \$1,000	19
Farm production expenses (\$)	
Wages and salaries	(D)
Contract labor	(-)

Operator Characteristics	Quantity
Principal operators by primary occupation:	
Farming	15
Other	17
Not reported	2
Principal operators by sex:	
Male	30
Female	1
Not reported	3
All operators by highest level of school attended:	
None	(-)
Elementary	10
Secondary	5
High school diploma	9
Some college	4
Bachelor's degree	3
Master's or PhD	1
Not reported	2

(D) Cannot be disclosed. (Z) Less than half of the unit shown. See "Census of Agriculture, Volume 1, Geographic Area Series" for complete footnotes.

<sup>1</sup> Universe is number of municipios in Puerto Rico with item.