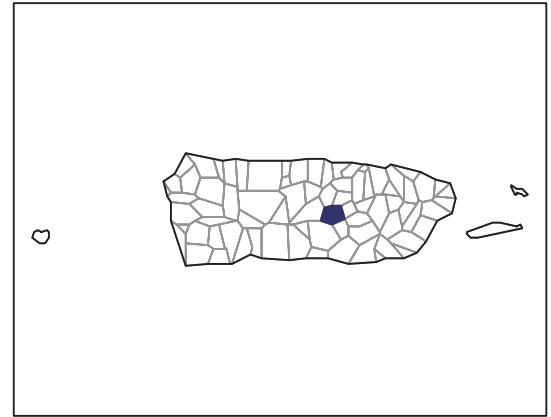


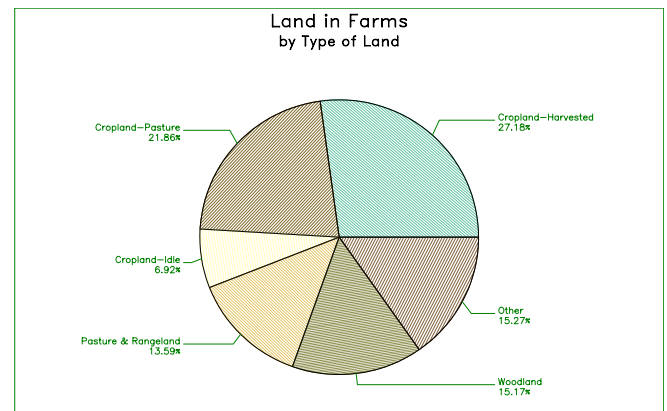
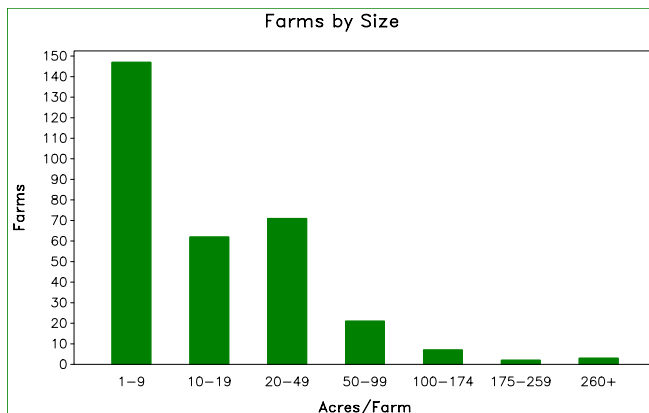
2007 CENSUS OF AGRICULTURE

Municipio Profile

Barranquitas, Puerto Rico



	2007	2002	% change
Number of Farms	313	375	- 17
Land in Farms	7,367 cuerdas	11,241 cuerdas	- 34
Average Size of Farm	24 cuerdas	30 cuerdas	- 21
Market Value of Production	\$10,785,135	\$14,103,580	- 24
Crop Sales \$6,565,342 (61 percent)			
Livestock Sales \$4,219,793 (39 percent)			
Average Per Farm	\$34,457	\$37,610	- 8
Government Payments	\$636,934	\$944,224	- 33



2007 CENSUS OF AGRICULTURE

Municipio Profile

Barranquitas, Puerto Rico

Ranked items among the 78 Puerto Rico municipios

Item	Quantity	Rank	Universe ¹
MARKET VALUE OF AGRICULTURAL PRODUCTS SOLD (\$)			
Total value of agricultural products sold	10,785,135	14	77
Value of crops including nursery and greenhouse	6,565,342	7	77
Value of livestock, poultry, and their products	4,219,793	17	75
VALUE OF SALES BY COMMODITY GROUP (\$)			
Horticulture specialties	1,789,989	7	66
Plantains	1,844,151	8	76
Coffee	170,335	22	59
Vegetables or melons	1,010,688	5	68
Fruit	84,640	21	73
Bananas	54,542	18	71
Root crops or tubers	1,539,260	1	69
Grains	(D)	(D)	72
Grasses and other crops	(D)	(D)	48
Poultry and eggs	3,730,525	6	67
Cattle and calves	249,190	42	73
Milk products	(-)	(-)	43
Hogs and pigs	164,713	10	68
Aquaculture	(-)	(-)	18
Other livestock and other livestock products	75,365	11	68
TOP LIVESTOCK INVENTORY ITEMS (number)			
Poultry	398,419	5	73
Rabbits	(D)	1	66
Hogs and pigs	1,500	12	74
Cattle and calves	1,280	49	76
Goats	(D)	9	71
TOP CROP ITEMS (cuerdas)			
Plantains	847	3	76
Vegetables	459	4	68
Yams	258	1	65
Root celery	188	1	15
Coffee	157	23	59

Other Municipio Highlights

Economic Characteristics	Quantity
Farms by value of sales	
\$60,000 or more	40
\$40,000 to \$59,999	14
\$20,000 to \$39,999	43
\$10,000 to \$19,999	33
\$7,500 to \$9,999	35
\$5,000 to \$7,499	21
\$2,500 to \$4,999	21
\$1,000 to \$2,499	30
Less than \$1,000	76
Farm production expenses (\$)	
Wages and salaries	1,656,521
Contract labor	84,570

Operator Characteristics	Quantity
Principal operators by primary occupation:	
Farming	163
Other	118
Not reported	32
Principal operators by sex:	
Male	271
Female	17
Not reported	25
All operators by highest level of school attended:	
None	3
Elementary	84
Secondary	70
High school diploma	68
Some college	31
Bachelor's degree	13
Master's or PhD	4
Not reported	40

(D) Cannot be disclosed. (Z) Less than half of the unit shown. See "Census of Agriculture, Volume 1, Geographic Area Series" for complete footnotes.

¹ Universe is number of municipios in Puerto Rico with item.