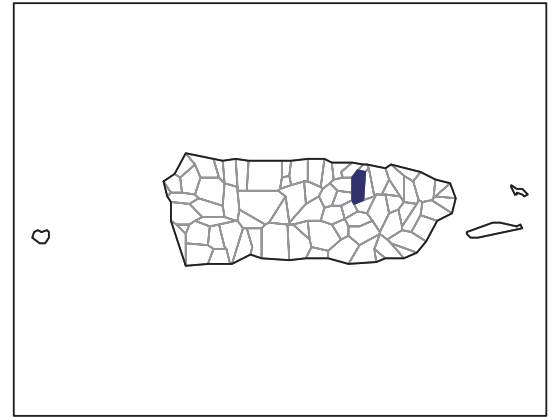


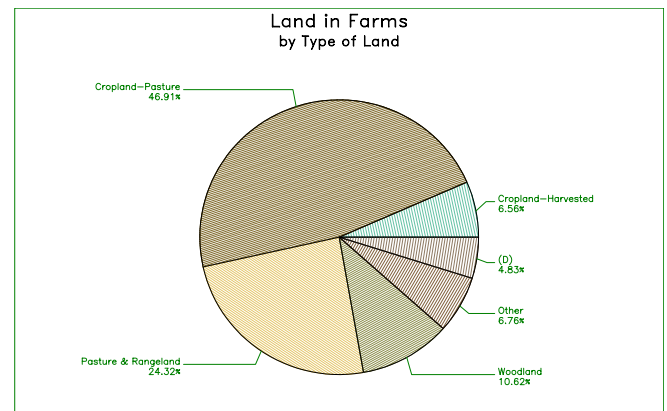
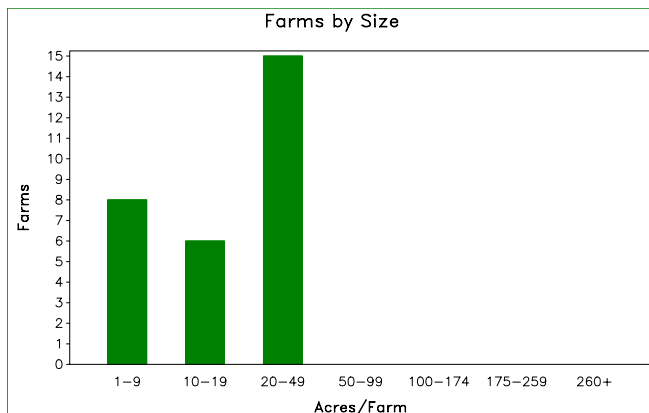
# 2007 CENSUS OF AGRICULTURE

## Municipio Profile

### Bayamón, Puerto Rico



	2007	2002	% change
<b>Number of Farms</b>	29	24	+ 21
<b>Land in Farms</b>	519 cuerdas	835 cuerdas	- 38
<b>Average Size of Farm</b>	18 cuerdas	35 cuerdas	- 49
<b>Market Value of Production</b>	\$142,725	\$267,261	- 47
Crop Sales \$54,193 (38 percent)			
Livestock Sales \$88,532 (62 percent)			
<b>Average Per Farm</b>	\$4,922	\$11,136	- 56
<b>Government Payments</b>	(D)	\$35,334	



# 2007 CENSUS OF AGRICULTURE

## Municipio Profile

### Bayamón, Puerto Rico

#### Ranked items among the 78 Puerto Rico municipios

Item	Quantity	Rank	Universe <sup>1</sup>
<b>MARKET VALUE OF AGRICULTURAL PRODUCTS SOLD (\$)</b>			
Total value of agricultural products sold	142,725	76	77
Value of crops including nursery and greenhouse	54,193	75	77
Value of livestock, poultry, and their products	88,532	72	75
<b>VALUE OF SALES BY COMMODITY GROUP (\$)</b>			
Horticulture specialties	(-)	(-)	66
Plantains	47,375	59	76
Coffee	(D)	(D)	59
Vegetables or melons	(D)	(D)	68
Fruit	(-)	(-)	73
Bananas	(D)	(D)	71
Root crops or tubers	(D)	(D)	69
Grains	1,362	60	72
Grasses and other crops	(-)	(-)	48
Poultry and eggs	2,502	51	67
Cattle and calves	86,030	65	73
Milk products	(-)	(-)	43
Hogs and pigs	(-)	(-)	68
Aquaculture	(-)	(-)	18
Other livestock and other livestock products	(-)	(-)	68
<b>TOP LIVESTOCK INVENTORY ITEMS (number)</b>			
Cattle and calves	494	68	76
Poultry	411	62	73
Horses	68	68	76
Hogs and pigs	42	67	74
Sheep	20	61	70
<b>TOP CROP ITEMS (cuerdas)</b>			
Plantains	27	63	76
Oranges	4	47	74
Avocados	2	38	70
Coffee <sup>2</sup>	(D)	(D)	59
Pigeon peas <sup>2</sup>	(D)	(D)	59

#### Other Municipio Highlights

Economic Characteristics	Quantity
Farms by value of sales	
\$60,000 or more	(-)
\$40,000 to \$59,999	(-)
\$20,000 to \$39,999	(-)
\$10,000 to \$19,999	4
\$7,500 to \$9,999	3
\$5,000 to \$7,499	6
\$2,500 to \$4,999	6
\$1,000 to \$2,499	7
Less than \$1,000	3
Farm production expenses (\$)	
Wages and salaries	89,700
Contract labor	(-)

Operator Characteristics	Quantity
Principal operators by primary occupation:	
Farming	4
Other	20
Not reported	5
Principal operators by sex:	
Male	27
Female	2
Not reported	(-)
All operators by highest level of school attended:	
None	(-)
Elementary	7
Secondary	6
High school diploma	6
Some college	1
Bachelor's degree	7
Master's or PhD	2
Not reported	(-)

(D) Cannot be disclosed. (Z) Less than half of the unit shown. See "Census of Agriculture, Volume 1, Geographic Area Series" for complete footnotes.

<sup>1</sup> Universe is number of municipios in Puerto Rico with item.

<sup>2</sup> Items with a rank that cannot be disclosed are separated by a blank line, position in table does not indicate rank.