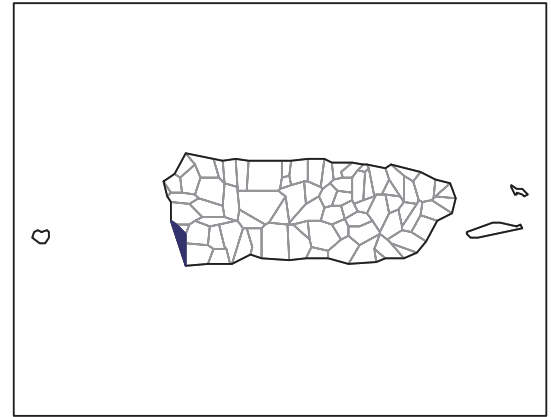


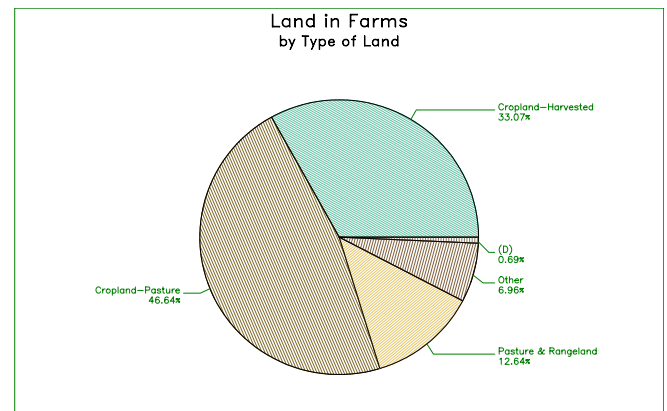
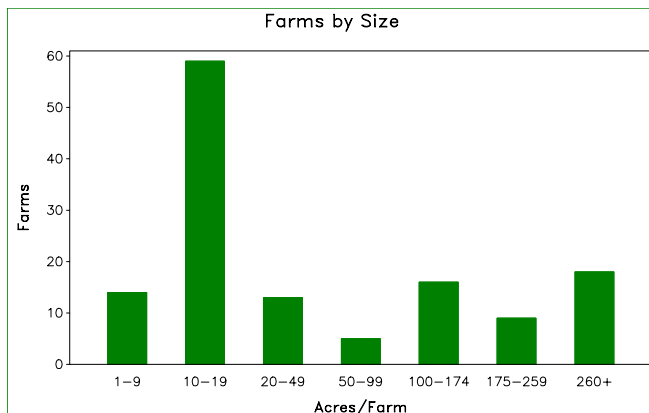
# 2007 CENSUS OF AGRICULTURE

## Municipio Profile

### Cabo Rojo, Puerto Rico



	2007	2002	% change
<b>Number of Farms</b>	134	178	- 25
<b>Land in Farms</b>	16,429 cuerdas	15,449 cuerdas	+ 6
<b>Average Size of Farm</b>	123 cuerdas	87 cuerdas	+ 41
<b>Market Value of Production</b>	\$4,325,134	\$3,623,161	+ 19
Crop Sales \$2,129,350 (49 percent)			
Livestock Sales \$2,195,784 (51 percent)			
<b>Average Per Farm</b>	\$32,277	\$20,355	+ 59
<b>Government Payments</b>	\$1,711,270	\$465,436	+ 268



# 2007 CENSUS OF AGRICULTURE

## Municipio Profile

### Cabo Rojo, Puerto Rico

#### Ranked items among the 78 Puerto Rico municipios

Item	Quantity	Rank	Universe <sup>1</sup>
<b>MARKET VALUE OF AGRICULTURAL PRODUCTS SOLD (\$)</b>			
Total value of agricultural products sold	4,325,134	38	77
Value of crops including nursery and greenhouse	2,129,350	29	77
Value of livestock, poultry, and their products	2,195,784	29	75
<b>VALUE OF SALES BY COMMODITY GROUP (\$)</b>			
Horticulture specialties	336,385	32	66
Plantains	(D)	(D)	76
Coffee	(D)	(D)	59
Vegetables or melons	(D)	(D)	68
Fruit	(D)	(D)	73
Bananas	(D)	(D)	71
Root crops or tubers	(-)	(-)	69
Grains	(-)	(-)	72
Grasses and other crops	1,522,950	2	48
Poultry and eggs	61,579	27	67
Cattle and calves	1,114,754	9	73
Milk products	886,854	24	43
Hogs and pigs	35,640	40	68
Aquaculture	(-)	(-)	18
Other livestock and other livestock products	96,957	8	68
<b>TOP LIVESTOCK INVENTORY ITEMS (number)</b>			
Cattle and calves	6,180	12	76
Poultry	2,149	38	73
Sheep	1,072	1	70
Hogs and pigs	525	39	74
Goats	308	6	71
<b>TOP CROP ITEMS (cuerdas)</b>			
Grasses or other crops	5,009	2	55
Vegetables	15	39	68
Lawn grass (sod)	(D)	15	21
Other fruit	(D)	10	43
Avocados <sup>2</sup>	(D)	(D)	70

#### Other Municipio Highlights

Economic Characteristics	Quantity
Farms by value of sales	
\$60,000 or more	17
\$40,000 to \$59,999	2
\$20,000 to \$39,999	23
\$10,000 to \$19,999	8
\$7,500 to \$9,999	2
\$5,000 to \$7,499	35
\$2,500 to \$4,999	10
\$1,000 to \$2,499	24
Less than \$1,000	13
Farm production expenses (\$)	
Wages and salaries	1,292,698
Contract labor	19,174

Operator Characteristics	Quantity
Principal operators by primary occupation:	
Farming	40
Other	88
Not reported	6
Principal operators by sex:	
Male	126
Female	5
Not reported	3
All operators by highest level of school attended:	
None	(-)
Elementary	15
Secondary	62
High school diploma	10
Some college	19
Bachelor's degree	19
Master's or PhD	5
Not reported	4

(D) Cannot be disclosed. (Z) Less than half of the unit shown. See "Census of Agriculture, Volume 1, Geographic Area Series" for complete footnotes.

<sup>1</sup> Universe is number of municipios in Puerto Rico with item.

<sup>2</sup> Items with a rank that cannot be disclosed are separated by a blank line, position in table does not indicate rank.