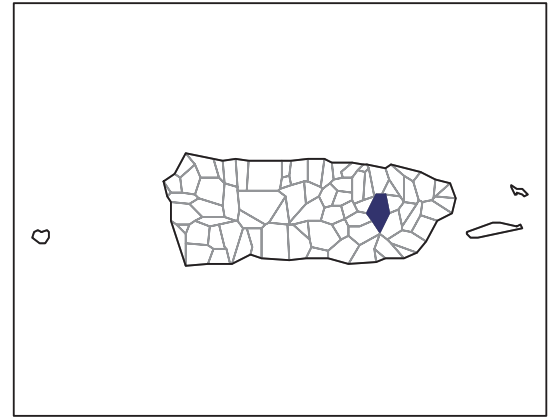


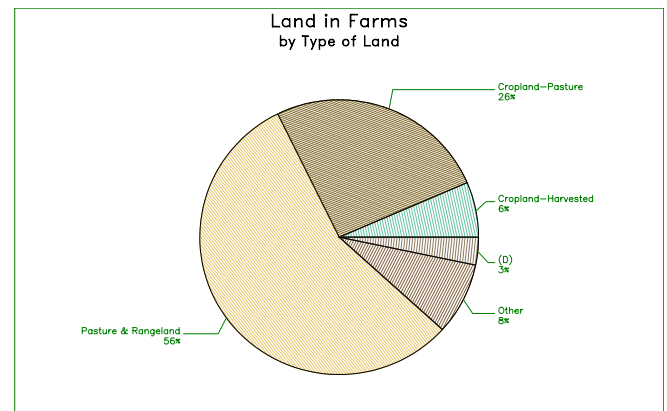
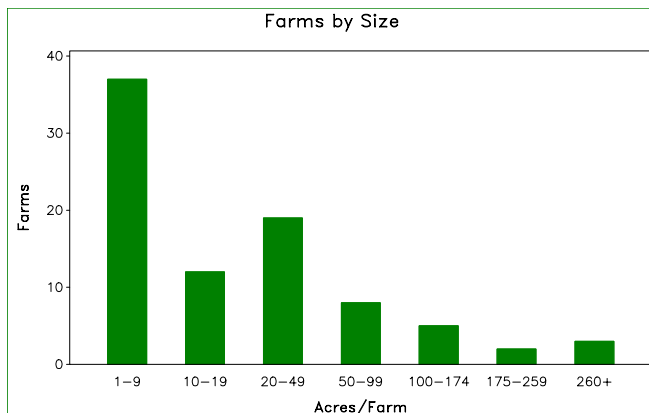
2007 CENSUS OF AGRICULTURE

Municipio Profile

Caguas, Puerto Rico



	2007	2002	% change
Number of Farms	86	130	- 34
Land in Farms	4,112 cuerdas	5,851 cuerdas	- 30
Average Size of Farm	48 cuerdas	45 cuerdas	+ 6
Market Value of Production	\$3,322,515	\$6,026,653	- 45
Crop Sales \$882,498 (27 percent)			
Livestock Sales \$2,440,017 (73 percent)			
Average Per Farm	\$38,634	\$46,359	- 17
Government Payments	\$99,322	\$501,239	- 80



2007 CENSUS OF AGRICULTURE

Municipio Profile

Caguas, Puerto Rico

Ranked items among the 78 Puerto Rico municipios

Item	Quantity	Rank	Universe ¹
MARKET VALUE OF AGRICULTURAL PRODUCTS SOLD (\$)			
Total value of agricultural products sold	3,322,515	44	77
Value of crops including nursery and greenhouse	882,498	54	77
Value of livestock, poultry, and their products	2,440,017	27	75
VALUE OF SALES BY COMMODITY GROUP (\$)			
Horticulture specialties	359,641	31	66
Plantains	403,110	26	76
Coffee	(-)	(-)	59
Vegetables or melons	66,478	32	68
Fruit	(D)	(D)	73
Bananas	9,849	38	71
Root crops or tubers	38,824	27	69
Grains	(D)	(D)	72
Grasses and other crops	(D)	(D)	48
Poultry and eggs	1,293,540	13	67
Cattle and calves	(D)	(D)	73
Milk products	(D)	(D)	43
Hogs and pigs	(D)	(D)	68
Aquaculture	(-)	(-)	18
Other livestock and other livestock products	18,500	31	68
TOP LIVESTOCK INVENTORY ITEMS (number)			
Poultry	106,697	12	73
Cattle and calves	1,953	38	76
Horses	119	54	76
Hogs and pigs	32	68	74
Rabbits ²	(D)	(D)	66
TOP CROP ITEMS (cuerdas)			
Plantains	193	27	76
Bananas	28	29	73
Vegetables	17	38	68
Taniers	12	11	47
Yams	5	29	65

Other Municipio Highlights

Economic Characteristics	Quantity
Farms by value of sales	
\$60,000 or more	9
\$40,000 to \$59,999	3
\$20,000 to \$39,999	13
\$10,000 to \$19,999	12
\$7,500 to \$9,999	3
\$5,000 to \$7,499	10
\$2,500 to \$4,999	8
\$1,000 to \$2,499	14
Less than \$1,000	14
Farm production expenses (\$)	
Wages and salaries	618,152
Contract labor	42,476

Operator Characteristics	Quantity
Principal operators by primary occupation:	
Farming	34
Other	50
Not reported	2
Principal operators by sex:	
Male	80
Female	5
Not reported	1
All operators by highest level of school attended:	
None	(-)
Elementary	17
Secondary	26
High school diploma	18
Some college	7
Bachelor's degree	5
Master's or PhD	5
Not reported	8

(D) Cannot be disclosed. (Z) Less than half of the unit shown. See "Census of Agriculture, Volume 1, Geographic Area Series" for complete footnotes.

¹ Universe is number of municipios in Puerto Rico with item.

² Items with a rank that cannot be disclosed are separated by a blank line, position in table does not indicate rank.