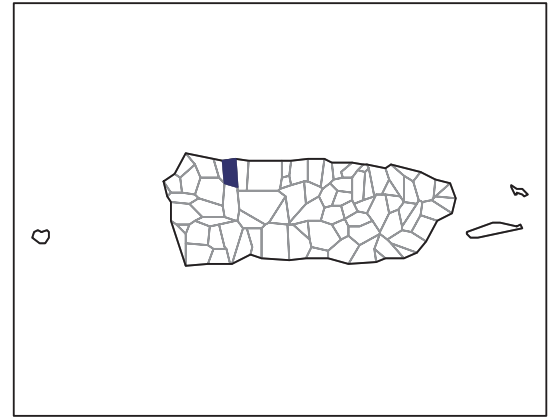


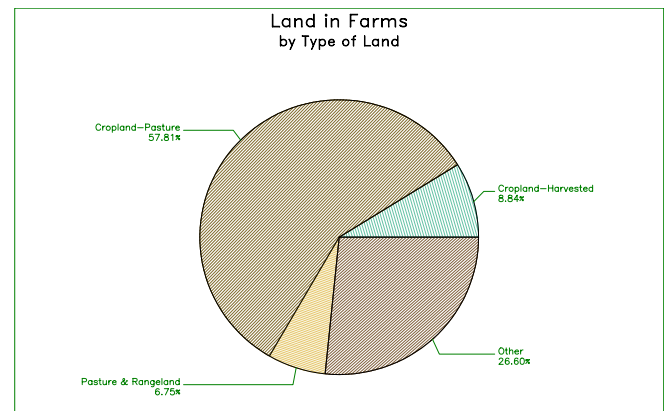
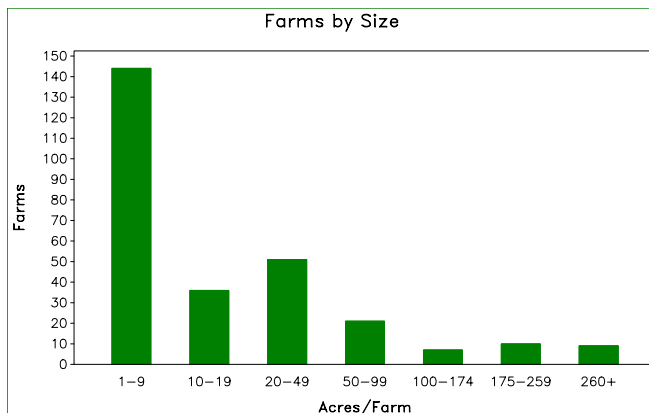
2007 CENSUS OF AGRICULTURE

Municipio Profile

Camuy, Puerto Rico



	2007	2002	% change
Number of Farms	278	194	+ 43
Land in Farms	11,200 cuerdas	11,856 cuerdas	- 6
Average Size of Farm	40 cuerdas	61 cuerdas	- 34
Market Value of Production	\$26,396,132	\$24,972,322	+ 6
Crop Sales \$653,269 (2 percent)			
Livestock Sales \$25,742,863 (98 percent)			
Average Per Farm	\$94,950	\$128,723	- 26
Government Payments	\$1,134,166	\$1,738,447	- 35



2007 CENSUS OF AGRICULTURE

Municipio Profile

Camuy, Puerto Rico

Ranked items among the 78 Puerto Rico municipios

Item	Quantity	Rank	Universe ¹
MARKET VALUE OF AGRICULTURAL PRODUCTS SOLD (\$)			
Total value of agricultural products sold	26,396,132	4	77
Value of crops including nursery and greenhouse	653,269	58	77
Value of livestock, poultry, and their products	25,742,863	3	75
VALUE OF SALES BY COMMODITY GROUP (\$)			
Horticulture specialties	(D)	(D)	66
Plantains	225,755	40	76
Coffee	7,614	41	59
Vegetables or melons	47,875	36	68
Fruit	(D)	(D)	73
Bananas	6,076	46	71
Root crops or tubers	85,002	16	69
Grains	28,883	14	72
Grasses and other crops	120,582	21	48
Poultry and eggs	(D)	(D)	67
Cattle and calves	1,447,960	2	73
Milk products	23,740,633	3	43
Hogs and pigs	(D)	(D)	68
Aquaculture	(-)	(-)	18
Other livestock and other livestock products	78,991	10	68
TOP LIVESTOCK INVENTORY ITEMS (number)			
Poultry	(D)	19	73
Cattle and calves	18,134	3	76
Rabbits	402	13	66
Hogs and pigs	382	47	74
Horses	365	7	76
TOP CROP ITEMS (cuerdas)			
Grasses or other crops	825	13	55
Plantains	82	41	76
Vegetables	33	31	68
Taniers	26	3	47
Bananas	26	32	73

Other Municipio Highlights

Economic Characteristics	Quantity
Farms by value of sales	
\$60,000 or more	42
\$40,000 to \$59,999	2
\$20,000 to \$39,999	14
\$10,000 to \$19,999	21
\$7,500 to \$9,999	7
\$5,000 to \$7,499	8
\$2,500 to \$4,999	27
\$1,000 to \$2,499	29
Less than \$1,000	128
Farm production expenses (\$)	
Wages and salaries	2,431,137
Contract labor	72,434

Operator Characteristics	Quantity
Principal operators by primary occupation:	
Farming	90
Other	182
Not reported	6
Principal operators by sex:	
Male	251
Female	18
Not reported	9
All operators by highest level of school attended:	
None	2
Elementary	44
Secondary	92
High school diploma	59
Some college	34
Bachelor's degree	26
Master's or PhD	13
Not reported	8

(D) Cannot be disclosed. (Z) Less than half of the unit shown. See "Census of Agriculture, Volume 1, Geographic Area Series" for complete footnotes.

¹ Universe is number of municipios in Puerto Rico with item.