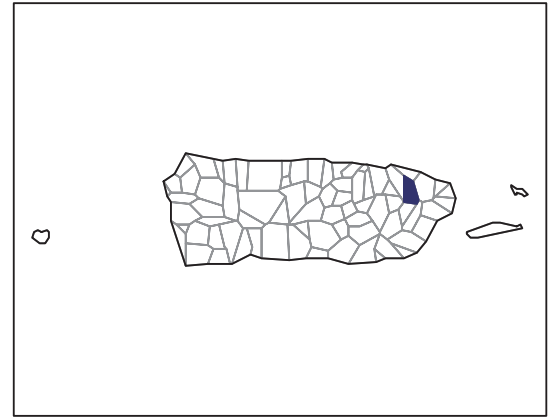


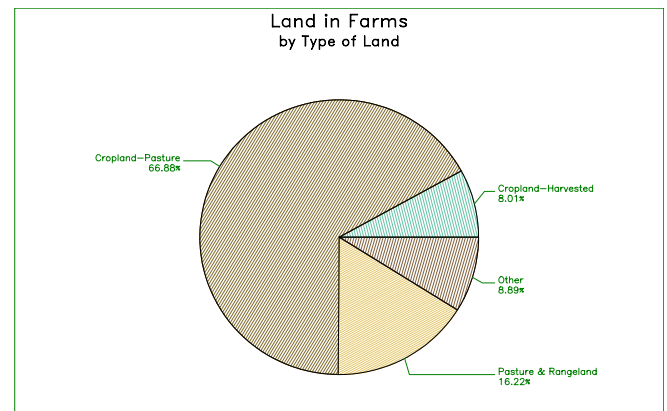
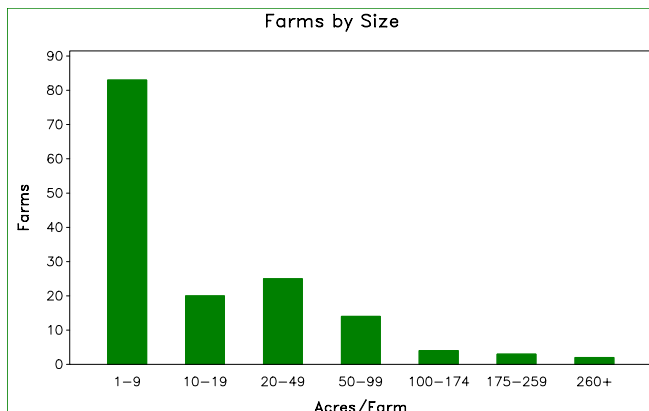
# 2007 CENSUS OF AGRICULTURE

## Municipio Profile

### Canóvanas, Puerto Rico



	2007	2002	% change
<b>Number of Farms</b>	151	101	+ 50
<b>Land in Farms</b>	4,072 cuerdas	3,891 cuerdas	+ 5
<b>Average Size of Farm</b>	27 cuerdas	39 cuerdas	- 30
<b>Market Value of Production</b>	\$1,896,962	\$1,755,579	+ 8
Crop Sales \$1,393,378 (73 percent)			
Livestock Sales \$503,584 (27 percent)			
<b>Average Per Farm</b>	\$12,563	\$17,382	- 28
<b>Government Payments</b>	\$133,340	(D)	



# 2007 CENSUS OF AGRICULTURE

## Municipio Profile

### Canóvanas, Puerto Rico

#### Ranked items among the 78 Puerto Rico municipios

Item	Quantity	Rank	Universe <sup>1</sup>
<b>MARKET VALUE OF AGRICULTURAL PRODUCTS SOLD (\$)</b>			
Total value of agricultural products sold	1,896,962	54	77
Value of crops including nursery and greenhouse	1,393,378	41	77
Value of livestock, poultry, and their products	503,584	56	75
<b>VALUE OF SALES BY COMMODITY GROUP (\$)</b>			
Horticulture specialties	421,500	28	66
Plantains	350,365	32	76
Coffee	(D)	(D)	59
Vegetables or melons	548,714	8	68
Fruit	10,861	50	73
Bananas	22,950	26	71
Root crops or tubers	5,677	49	69
Grains	1,311	61	72
Grasses and other crops	(D)	(D)	48
Poultry and eggs	(D)	(D)	67
Cattle and calves	389,540	28	73
Milk products	(D)	(D)	43
Hogs and pigs	90,020	17	68
Aquaculture	(D)	(D)	18
Other livestock and other livestock products	7,070	44	68
<b>TOP LIVESTOCK INVENTORY ITEMS (number)</b>			
Cattle and calves	2,065	37	76
Poultry	775	53	73
Hogs and pigs	454	42	74
Horses	151	48	76
Goats	137	19	71
<b>TOP CROP ITEMS (cuerdas)</b>			
Plantains	157	30	76
Grasses or other crops	(D)	41	55
Bananas	57	20	73
Vegetables	35	29	68
Coffee	(D)	34	59

#### Other Municipio Highlights

Economic Characteristics	Quantity
Farms by value of sales	
\$60,000 or more	5
\$40,000 to \$59,999	(-)
\$20,000 to \$39,999	23
\$10,000 to \$19,999	9
\$7,500 to \$9,999	3
\$5,000 to \$7,499	10
\$2,500 to \$4,999	20
\$1,000 to \$2,499	23
Less than \$1,000	58
Farm production expenses (\$)	
Wages and salaries	415,901
Contract labor	(D)

Operator Characteristics	Quantity
Principal operators by primary occupation:	
Farming	43
Other	105
Not reported	3
Principal operators by sex:	
Male	137
Female	13
Not reported	1
All operators by highest level of school attended:	
None	1
Elementary	35
Secondary	50
High school diploma	22
Some college	17
Bachelor's degree	11
Master's or PhD	4
Not reported	11

(D) Cannot be disclosed. (Z) Less than half of the unit shown. See "Census of Agriculture, Volume 1, Geographic Area Series" for complete footnotes.

<sup>1</sup> Universe is number of municipios in Puerto Rico with item.