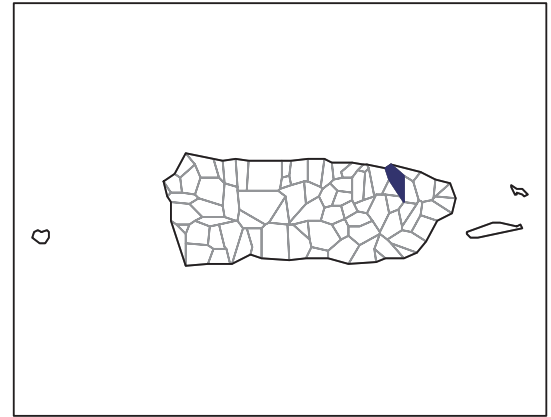


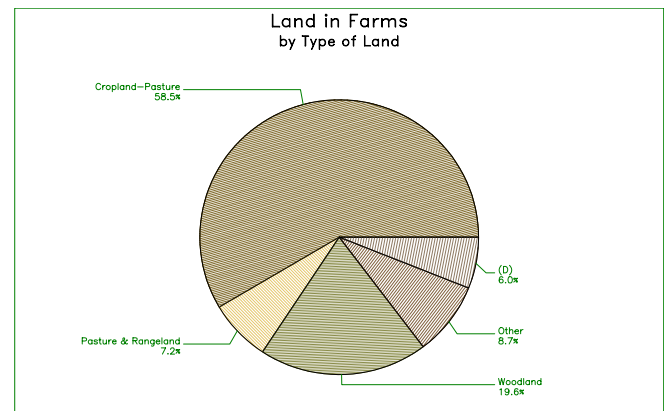
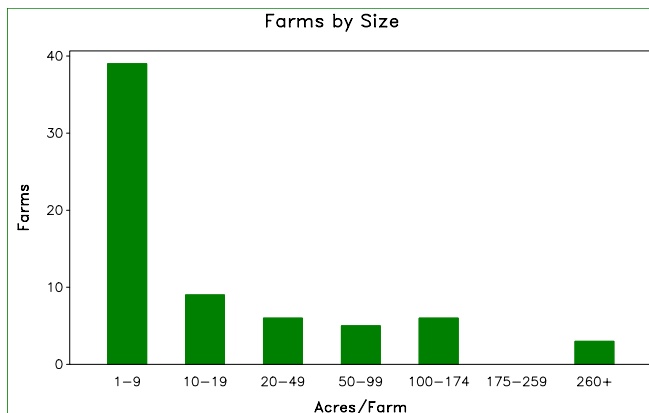
# 2007 CENSUS OF AGRICULTURE

## Municipio Profile

### Carolina, Puerto Rico



	2007	2002	% change
<b>Number of Farms</b>	68	82	- 17
<b>Land in Farms</b>	3,140 cuerdas	5,766 cuerdas	- 46
<b>Average Size of Farm</b>	46 cuerdas	70 cuerdas	- 34
<b>Market Value of Production</b>	\$1,080,685	\$2,185,879	- 51
Crop Sales \$269,103 (25 percent)			
Livestock Sales \$811,582 (75 percent)			
<b>Average Per Farm</b>	\$15,892	\$26,657	- 40
<b>Government Payments</b>	\$12,999	\$159,899	- 92



# 2007 CENSUS OF AGRICULTURE

## Municipio Profile

### Carolina, Puerto Rico

#### Ranked items among the 78 Puerto Rico municipios

Item	Quantity	Rank	Universe <sup>1</sup>
<b>MARKET VALUE OF AGRICULTURAL PRODUCTS SOLD (\$)</b>			
Total value of agricultural products sold	1,080,685	65	77
Value of crops including nursery and greenhouse	269,103	66	77
Value of livestock, poultry, and their products	811,582	43	75
<b>VALUE OF SALES BY COMMODITY GROUP (\$)</b>			
Horticulture specialties	193,000	45	66
Plantains	46,300	60	76
Coffee	5,771	44	59
Vegetables or melons	(D)	(D)	68
Fruit	9,274	53	73
Bananas	10,895	36	71
Root crops or tubers	(D)	(D)	69
Grains	(D)	(D)	72
Grasses and other crops	(-)	(-)	48
Poultry and eggs	(D)	(D)	67
Cattle and calves	222,865	44	73
Milk products	(D)	(D)	43
Hogs and pigs	(D)	(D)	68
Aquaculture	(-)	(-)	18
Other livestock and other livestock products	4,024	53	68
<b>TOP LIVESTOCK INVENTORY ITEMS (number)</b>			
Poultry	(D)	22	73
Cattle and calves	1,316	48	76
Horses	236	22	76
Sheep	110	31	70
Rabbits	80	43	66
<b>TOP CROP ITEMS (cuerdas)</b>			
Lawn grass (sod)	(D)	9	21
Bananas	15	43	73
Coffee	13	43	59
Plantains	11	71	76
Avocados	2	36	70

#### Other Municipio Highlights

Economic Characteristics	Quantity
Farms by value of sales	
\$60,000 or more	5
\$40,000 to \$59,999	1
\$20,000 to \$39,999	3
\$10,000 to \$19,999	7
\$7,500 to \$9,999	5
\$5,000 to \$7,499	4
\$2,500 to \$4,999	8
\$1,000 to \$2,499	6
Less than \$1,000	29
Farm production expenses (\$)	
Wages and salaries	167,110
Contract labor	31,200

Operator Characteristics	Quantity
Principal operators by primary occupation:	
Farming	16
Other	48
Not reported	4
Principal operators by sex:	
Male	61
Female	5
Not reported	2
All operators by highest level of school attended:	
None	(-)
Elementary	15
Secondary	7
High school diploma	14
Some college	15
Bachelor's degree	7
Master's or PhD	5
Not reported	5

(D) Cannot be disclosed. (Z) Less than half of the unit shown. See "Census of Agriculture, Volume 1, Geographic Area Series" for complete footnotes.

<sup>1</sup> Universe is number of municipios in Puerto Rico with item.