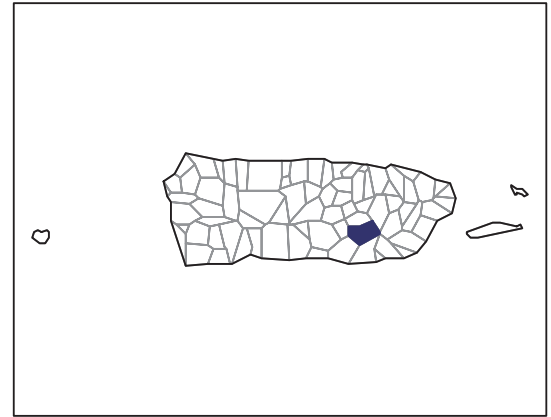


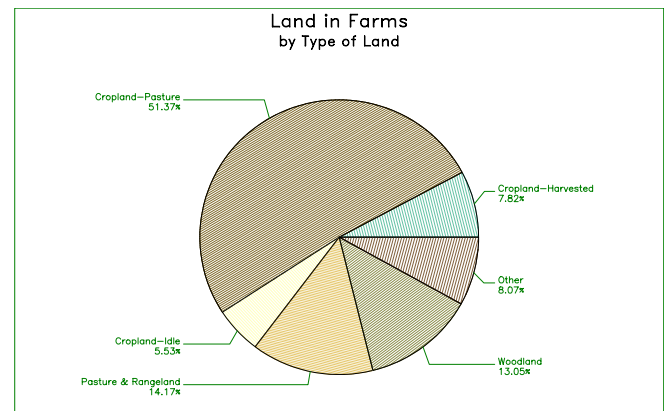
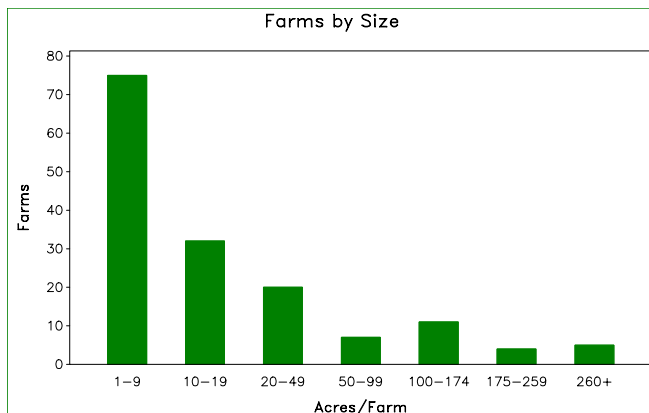
# 2007 CENSUS OF AGRICULTURE

## Municipio Profile

### Cayey, Puerto Rico



	2007	2002	% change
<b>Number of Farms</b>	154	144	+ 7
<b>Land in Farms</b>	6,064 cuerdas	5,580 cuerdas	+ 9
<b>Average Size of Farm</b>	39 cuerdas	39 cuerdas	+ 2
<b>Market Value of Production</b>	\$4,486,184	\$7,379,758	- 39
Crop Sales \$2,073,786 (46 percent)			
Livestock Sales \$2,412,398 (54 percent)			
<b>Average Per Farm</b>	\$29,131	\$51,248	- 43
<b>Government Payments</b>	(D)	\$355,575	



# 2007 CENSUS OF AGRICULTURE

## Municipio Profile

### Cayey, Puerto Rico

#### Ranked items among the 78 Puerto Rico municipios

Item	Quantity	Rank	Universe <sup>1</sup>
<b>MARKET VALUE OF AGRICULTURAL PRODUCTS SOLD (\$)</b>			
Total value of agricultural products sold	4,486,184	36	77
Value of crops including nursery and greenhouse	2,073,786	30	77
Value of livestock, poultry, and their products	2,412,398	28	75
<b>VALUE OF SALES BY COMMODITY GROUP (\$)</b>			
Horticulture specialties	1,376,000	9	66
Plantains	133,390	48	76
Coffee	185,665	21	59
Vegetables or melons	235,271	18	68
Fruit	73,933	24	73
Bananas	27,590	23	71
Root crops or tubers	30,942	32	69
Grains	10,995	30	72
Grasses and other crops	(-)	(-)	48
Poultry and eggs	(D)	(D)	67
Cattle and calves	(D)	(D)	73
Milk products	(D)	(D)	43
Hogs and pigs	329,248	5	68
Aquaculture	(-)	(-)	18
Other livestock and other livestock products	12,320	35	68
<b>TOP LIVESTOCK INVENTORY ITEMS (number)</b>			
Poultry	(D)	17	73
Cattle and calves	2,271	32	76
Hogs and pigs	1,434	14	74
Rabbits	395	14	66
Horses	220	26	76
<b>TOP CROP ITEMS (cuerdas)</b>			
Coffee	223	21	59
Vegetables	108	14	68
Plantains	55	54	76
Bananas	43	23	73
Palm trees <sup>2</sup>	(D)	(D)	51

#### Other Municipio Highlights

Economic Characteristics	Quantity
Farms by value of sales	
\$60,000 or more	12
\$40,000 to \$59,999	2
\$20,000 to \$39,999	13
\$10,000 to \$19,999	11
\$7,500 to \$9,999	6
\$5,000 to \$7,499	15
\$2,500 to \$4,999	22
\$1,000 to \$2,499	22
Less than \$1,000	51
Farm production expenses (\$)	
Wages and salaries	672,758
Contract labor	76,660

Operator Characteristics	Quantity
Principal operators by primary occupation:	
Farming	48
Other	95
Not reported	11
Principal operators by sex:	
Male	141
Female	3
Not reported	10
All operators by highest level of school attended:	
None	5
Elementary	29
Secondary	33
High school diploma	22
Some college	14
Bachelor's degree	15
Master's or PhD	22
Not reported	14

(D) Cannot be disclosed. (Z) Less than half of the unit shown. See "Census of Agriculture, Volume 1, Geographic Area Series" for complete footnotes.

<sup>1</sup> Universe is number of municipios in Puerto Rico with item.

<sup>2</sup> Items with a rank that cannot be disclosed are separated by a blank line, position in table does not indicate rank.