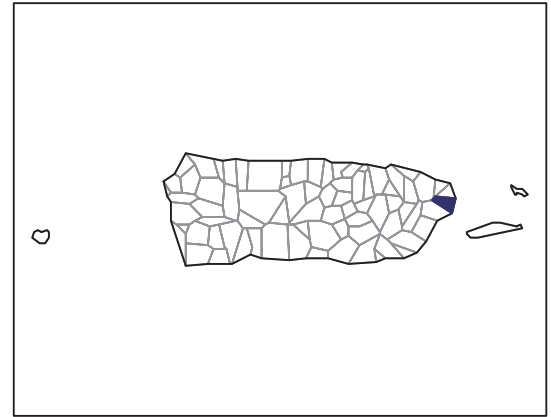


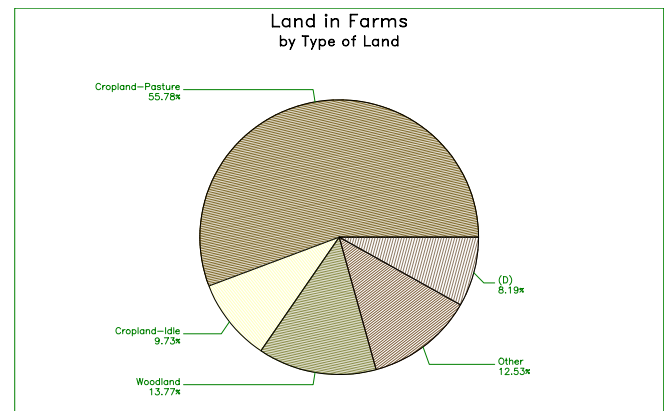
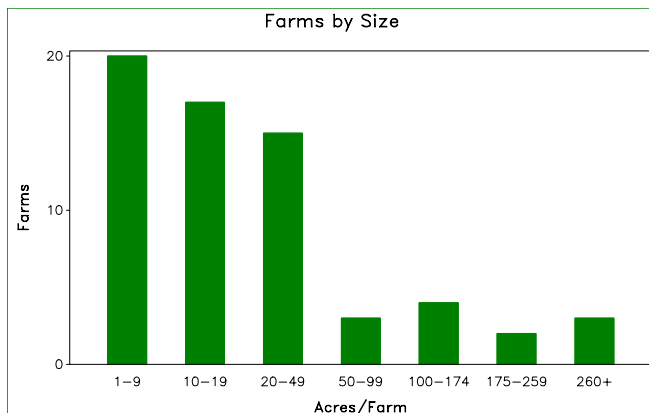
2007 CENSUS OF AGRICULTURE

Municipio Profile

Ceiba, Puerto Rico



	2007	2002	% change
Number of Farms	64	58	+ 10
Land in Farms	2,994 cuerdas	2,048 cuerdas	+ 46
Average Size of Farm	47 cuerdas	35 cuerdas	+ 33
Market Value of Production	\$815,373	\$818,168	- 0
Crop Sales \$179,720 (22 percent)			
Livestock Sales \$635,653 (78 percent)			
Average Per Farm	\$12,740	\$14,106	- 10
Government Payments	\$23,101	(D)	



2007 CENSUS OF AGRICULTURE

Municipio Profile

Ceiba, Puerto Rico

Ranked items among the 78 Puerto Rico municipios

Item	Quantity	Rank	Universe ¹
MARKET VALUE OF AGRICULTURAL PRODUCTS SOLD (\$)			
Total value of agricultural products sold	815,373	70	77
Value of crops including nursery and greenhouse	179,720	71	77
Value of livestock, poultry, and their products	635,653	51	75
VALUE OF SALES BY COMMODITY GROUP (\$)			
Horticulture specialties	(-)	(-)	66
Plantains	129,860	49	76
Coffee	(-)	(-)	59
Vegetables or melons	(D)	(D)	68
Fruit	2,104	67	73
Bananas	(D)	(D)	71
Root crops or tubers	35,018	29	69
Grains	1,608	56	72
Grasses and other crops	(-)	(-)	48
Poultry and eggs	(-)	(-)	67
Cattle and calves	130,735	57	73
Milk products	501,998	32	43
Hogs and pigs	2,920	61	68
Aquaculture	(-)	(-)	18
Other livestock and other livestock products	(-)	(-)	68
TOP LIVESTOCK INVENTORY ITEMS (number)			
Cattle and calves	2,068	36	76
Poultry	265	69	73
Horses	161	43	76
Hogs and pigs	151	59	74
Sheep	30	54	70
TOP CROP ITEMS (cuerdas)			
Plantains	89	38	76
Dasheens	7	18	42
Yams	5	30	65
Sweet potatoes	4	12	33
Cassava	4	17	39

Other Municipio Highlights

Economic Characteristics	Quantity
Farms by value of sales	
\$60,000 or more	3
\$40,000 to \$59,999	(-)
\$20,000 to \$39,999	2
\$10,000 to \$19,999	10
\$7,500 to \$9,999	1
\$5,000 to \$7,499	4
\$2,500 to \$4,999	18
\$1,000 to \$2,499	12
Less than \$1,000	14
Farm production expenses (\$)	
Wages and salaries	247,611
Contract labor	(D)

Operator Characteristics	Quantity
Principal operators by primary occupation:	
Farming	16
Other	42
Not reported	6
Principal operators by sex:	
Male	59
Female	3
Not reported	2
All operators by highest level of school attended:	
None	(-)
Elementary	16
Secondary	9
High school diploma	13
Some college	9
Bachelor's degree	13
Master's or PhD	2
Not reported	2

(D) Cannot be disclosed. (Z) Less than half of the unit shown. See "Census of Agriculture, Volume 1, Geographic Area Series" for complete footnotes.

¹ Universe is number of municipios in Puerto Rico with item.