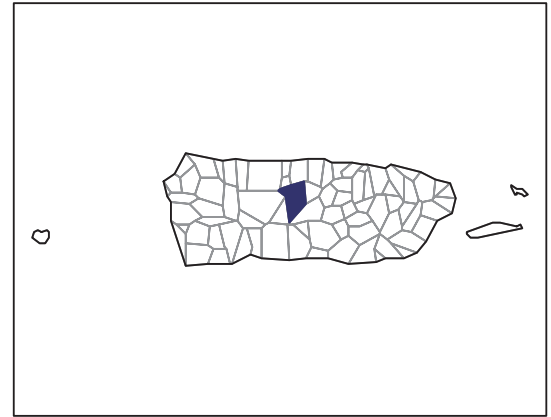


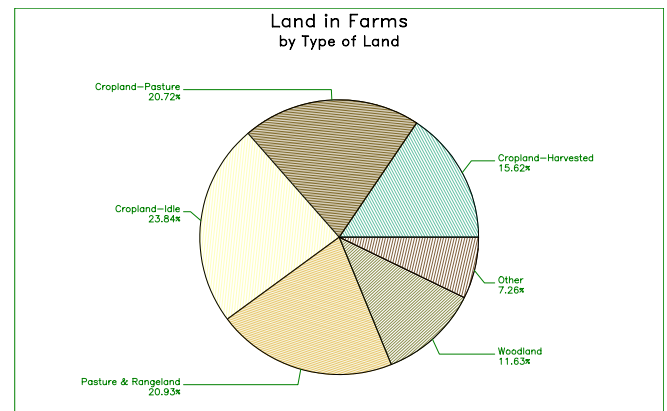
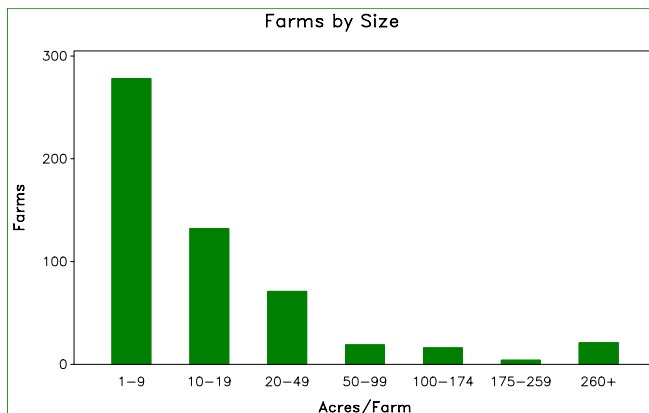
2007 CENSUS OF AGRICULTURE

Municipio Profile

Ciales, Puerto Rico



	2007	2002	% change
Number of Farms	541	553	- 2
Land in Farms	18,447 cuerdas	15,690 cuerdas	+ 18
Average Size of Farm	34 cuerdas	28 cuerdas	+ 20
Market Value of Production	\$5,163,835	\$4,187,139	+ 23
Crop Sales \$4,347,571 (84 percent)			
Livestock Sales \$816,264 (16 percent)			
Average Per Farm	\$9,545	\$7,572	+ 26
Government Payments	\$493,470	\$652,410	- 24



2007 CENSUS OF AGRICULTURE

Municipio Profile

Ciales, Puerto Rico

Ranked items among the 78 Puerto Rico municipios

Item	Quantity	Rank	Universe ¹
MARKET VALUE OF AGRICULTURAL PRODUCTS SOLD (\$)			
Total value of agricultural products sold	5,163,835	34	77
Value of crops including nursery and greenhouse	4,347,571	18	77
Value of livestock, poultry, and their products	816,264	41	75
VALUE OF SALES BY COMMODITY GROUP (\$)			
Horticulture specialties	221,001	41	66
Plantains	591,440	23	76
Coffee	2,650,455	8	59
Vegetables or melons	(D)	(D)	68
Fruit	125,649	16	73
Bananas	128,853	14	71
Root crops or tubers	11,872	46	69
Grains	12,605	26	72
Grasses and other crops	(D)	(D)	48
Poultry and eggs	(D)	(D)	67
Cattle and calves	739,561	16	73
Milk products	(-)	(-)	43
Hogs and pigs	19,489	46	68
Aquaculture	(D)	(D)	18
Other livestock and other livestock products	33,840	17	68
TOP LIVESTOCK INVENTORY ITEMS (number)			
Cattle and calves	3,258	24	76
Poultry	3,007	31	73
Rabbits	(D)	5	66
Hogs and pigs	774	33	74
Sheep	(D)	3	70
TOP CROP ITEMS (cuerdas)			
Coffee	2,129	10	59
Bananas	267	8	73
Plantains	257	23	76
Grasses or other crops	206	31	55
Vegetables	161	7	68

Other Municipio Highlights

Economic Characteristics	Quantity
Farms by value of sales	
\$60,000 or more	21
\$40,000 to \$59,999	2
\$20,000 to \$39,999	27
\$10,000 to \$19,999	48
\$7,500 to \$9,999	21
\$5,000 to \$7,499	49
\$2,500 to \$4,999	132
\$1,000 to \$2,499	129
Less than \$1,000	112
Farm production expenses (\$)	
Wages and salaries	1,591,210
Contract labor	416,210

Operator Characteristics	Quantity
Principal operators by primary occupation:	
Farming	242
Other	272
Not reported	27
Principal operators by sex:	
Male	433
Female	80
Not reported	28
All operators by highest level of school attended:	
None	8
Elementary	177
Secondary	134
High school diploma	69
Some college	57
Bachelor's degree	43
Master's or PhD	23
Not reported	30

(D) Cannot be disclosed. (Z) Less than half of the unit shown. See "Census of Agriculture, Volume 1, Geographic Area Series" for complete footnotes.

¹ Universe is number of municipios in Puerto Rico with item.