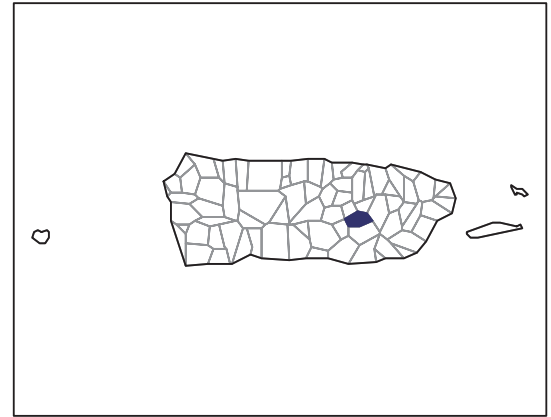


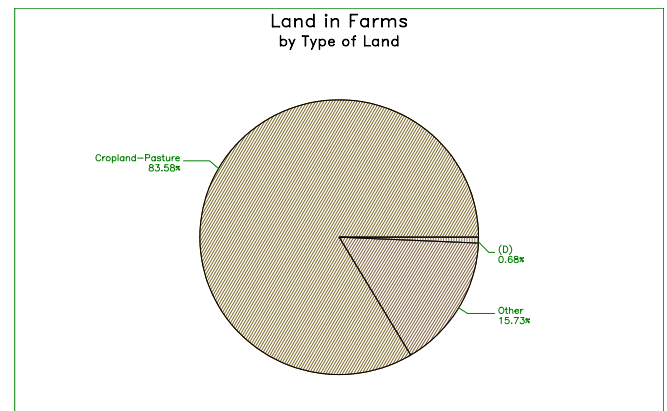
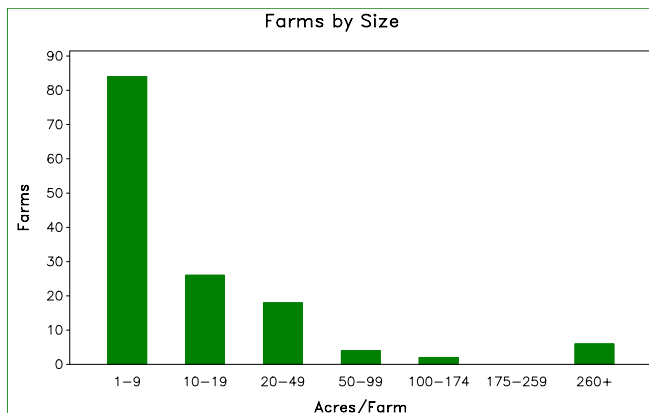
2007 CENSUS OF AGRICULTURE

Municipio Profile

Cidra, Puerto Rico



	2007	2002	% change
Number of Farms	140	175	- 20
Land in Farms	8,621 cuerdas	9,566 cuerdas	- 10
Average Size of Farm	62 cuerdas	55 cuerdas	+ 13
Market Value of Production	\$10,251,841	\$13,591,543	- 25
Crop Sales \$1,134,707 (11 percent)			
Livestock Sales \$9,117,134 (89 percent)			
Average Per Farm	\$73,227	\$77,666	- 6
Government Payments	(D)	\$875,099	



2007 CENSUS OF AGRICULTURE

Municipio Profile

Cidra, Puerto Rico

Ranked items among the 78 Puerto Rico municipios

Item	Quantity	Rank	Universe ¹
MARKET VALUE OF AGRICULTURAL PRODUCTS SOLD (\$)			
Total value of agricultural products sold	10,251,841	15	77
Value of crops including nursery and greenhouse	1,134,707	46	77
Value of livestock, poultry, and their products	9,117,134	10	75
VALUE OF SALES BY COMMODITY GROUP (\$)			
Horticulture specialties	445,070	27	66
Plantains	237,300	38	76
Coffee	28,440	29	59
Vegetables or melons	291,208	15	68
Fruit	17,846	45	73
Bananas	(D)	(D)	71
Root crops or tubers	49,590	20	69
Grains	19,068	19	72
Grasses and other crops	(D)	(D)	48
Poultry and eggs	(D)	(D)	67
Cattle and calves	317,975	34	73
Milk products	(D)	(D)	43
Hogs and pigs	50,584	31	68
Aquaculture	(-)	(-)	18
Other livestock and other livestock products	9,730	41	68
TOP LIVESTOCK INVENTORY ITEMS (number)			
Poultry	547,284	4	73
Cattle and calves	2,091	35	76
Hogs and pigs	575	37	74
Sheep	266	13	70
Horses	186	33	76
TOP CROP ITEMS (cuerdas)			
Vegetables	121	12	68
Grasses or other crops	(D)	37	55
Plantains	82	40	76
Coffee	36	32	59
Oranges	30	21	74

Other Municipio Highlights

Economic Characteristics	Quantity
Farms by value of sales	
\$60,000 or more	15
\$40,000 to \$59,999	3
\$20,000 to \$39,999	12
\$10,000 to \$19,999	9
\$7,500 to \$9,999	3
\$5,000 to \$7,499	6
\$2,500 to \$4,999	17
\$1,000 to \$2,499	21
Less than \$1,000	54
Farm production expenses (\$)	
Wages and salaries	1,561,860
Contract labor	22,330

Operator Characteristics	Quantity
Principal operators by primary occupation:	
Farming	42
Other	80
Not reported	18
Principal operators by sex:	
Male	119
Female	8
Not reported	13
All operators by highest level of school attended:	
None	2
Elementary	23
Secondary	32
High school diploma	19
Some college	20
Bachelor's degree	12
Master's or PhD	10
Not reported	22

(D) Cannot be disclosed. (Z) Less than half of the unit shown. See "Census of Agriculture, Volume 1, Geographic Area Series" for complete footnotes.

¹ Universe is number of municipios in Puerto Rico with item.