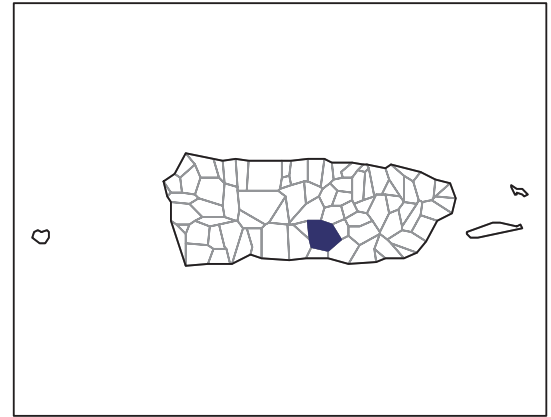


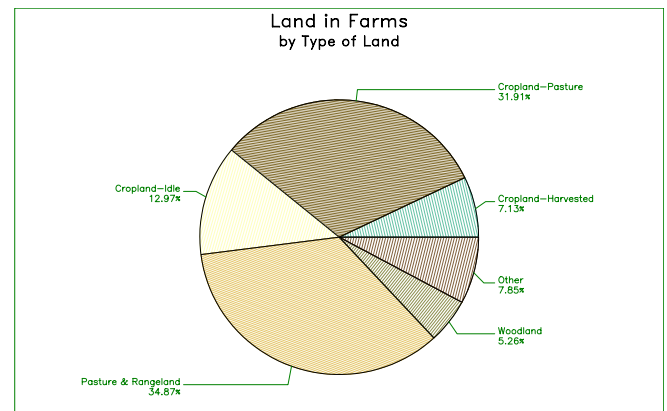
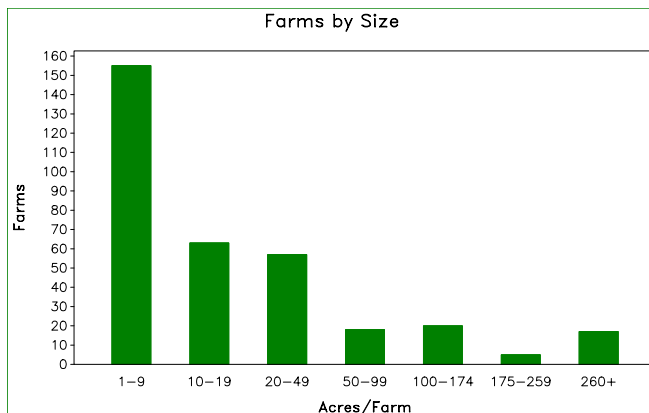
2007 CENSUS OF AGRICULTURE

Municipio Profile

Coamo, Puerto Rico



	2007	2002	% change
Number of Farms	335	351	- 5
Land in Farms	16,768 cuerdas	18,549 cuerdas	- 10
Average Size of Farm	50 cuerdas	53 cuerdas	- 5
Market Value of Production	\$21,606,278	\$20,062,681	+ 8
Crop Sales \$1,735,646 (8 percent)			
Livestock Sales \$19,870,632 (92 percent)			
Average Per Farm	\$64,496	\$57,159	+ 13
Government Payments	\$630,053	(D)	



2007 CENSUS OF AGRICULTURE

Municipio Profile

Coamo, Puerto Rico

Ranked items among the 78 Puerto Rico municipios

Item	Quantity	Rank	Universe ¹
MARKET VALUE OF AGRICULTURAL PRODUCTS SOLD (\$)			
Total value of agricultural products sold	21,606,278	5	77
Value of crops including nursery and greenhouse	1,735,646	33	77
Value of livestock, poultry, and their products	19,870,632	4	75
VALUE OF SALES BY COMMODITY GROUP (\$)			
Horticulture specialties	321,005	35	66
Plantains	154,995	46	76
Coffee	312,309	17	59
Vegetables or melons	750,001	6	68
Fruit	50,050	31	73
Bananas	(D)	(D)	71
Root crops or tubers	(D)	(D)	69
Grains	26,992	15	72
Grasses and other crops	106,587	23	48
Poultry and eggs	13,201,648	1	67
Cattle and calves	1,074,538	10	73
Milk products	(-)	(-)	43
Hogs and pigs	72,558	22	68
Aquaculture	(-)	(-)	18
Other livestock and other livestock products	5,521,888	1	68
TOP LIVESTOCK INVENTORY ITEMS (number)			
Poultry	1,581,273	1	73
Cattle and calves	6,799	8	76
Hogs and pigs	1,725	11	74
Horses	(D)	1	76
Sheep	505	6	70
TOP CROP ITEMS (cuerdas)			
Grasses or other crops	494	20	55
Vegetables	357	5	68
Coffee	294	18	59
Plantains	106	35	76
Pigeon peas	32	4	59

Other Municipio Highlights

Economic Characteristics	Quantity
Farms by value of sales	
\$60,000 or more	68
\$40,000 to \$59,999	3
\$20,000 to \$39,999	20
\$10,000 to \$19,999	29
\$7,500 to \$9,999	13
\$5,000 to \$7,499	12
\$2,500 to \$4,999	50
\$1,000 to \$2,499	67
Less than \$1,000	73
Farm production expenses (\$)	
Wages and salaries	2,635,173
Contract labor	89,305

Operator Characteristics	Quantity
Principal operators by primary occupation:	
Farming	128
Other	189
Not reported	18
Principal operators by sex:	
Male	304
Female	16
Not reported	15
All operators by highest level of school attended:	
None	5
Elementary	83
Secondary	60
High school diploma	63
Some college	35
Bachelor's degree	27
Master's or PhD	19
Not reported	43

(D) Cannot be disclosed. (Z) Less than half of the unit shown. See "Census of Agriculture, Volume 1, Geographic Area Series" for complete footnotes.

¹ Universe is number of municipios in Puerto Rico with item.