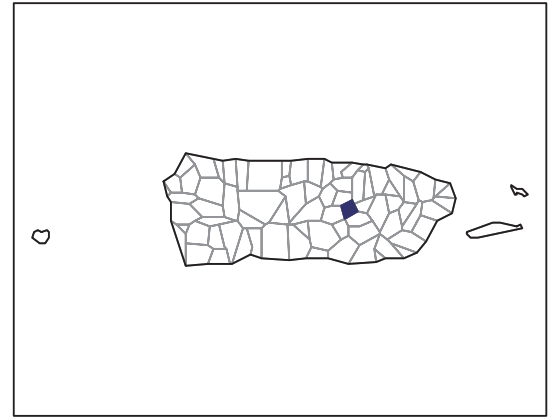


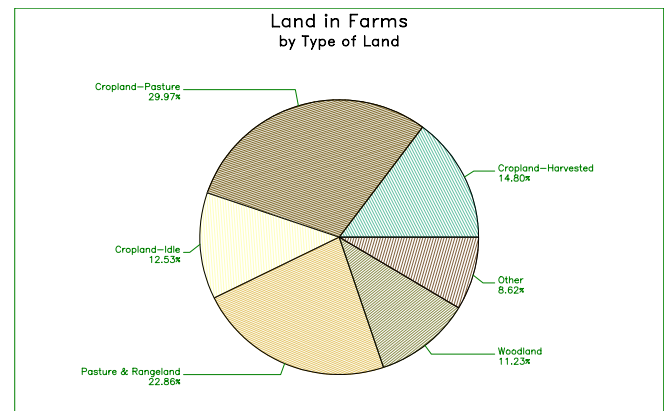
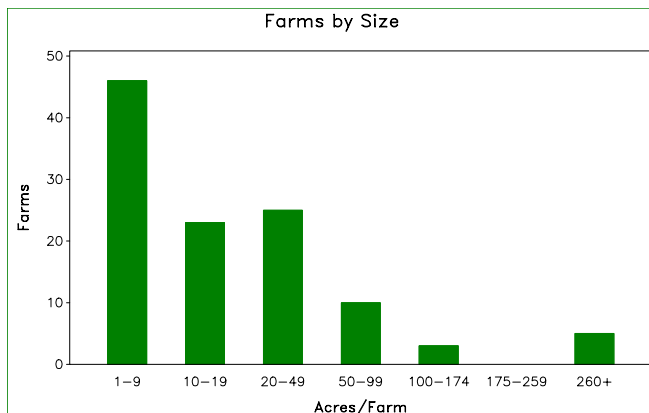
# 2007 CENSUS OF AGRICULTURE

## Municipio Profile

### Comerío, Puerto Rico



	2007	2002	% change
<b>Number of Farms</b>	112	147	- 24
<b>Land in Farms</b>	3,984 cuerdas	4,652 cuerdas	- 14
<b>Average Size of Farm</b>	36 cuerdas	32 cuerdas	+ 12
<b>Market Value of Production</b>	\$4,115,936	\$3,708,808	+ 11
Crop Sales \$1,138,673 (28 percent)			
Livestock Sales \$2,977,263 (72 percent)			
<b>Average Per Farm</b>	\$36,749	\$25,230	+ 46
<b>Government Payments</b>	\$209,881	\$271,684	- 23



# 2007 CENSUS OF AGRICULTURE

## Municipio Profile

### Comerío, Puerto Rico

#### Ranked items among the 78 Puerto Rico municipios

Item	Quantity	Rank	Universe <sup>1</sup>
<b>MARKET VALUE OF AGRICULTURAL PRODUCTS SOLD (\$)</b>			
Total value of agricultural products sold	4,115,936	39	77
Value of crops including nursery and greenhouse	1,138,673	45	77
Value of livestock, poultry, and their products	2,977,263	20	75
<b>VALUE OF SALES BY COMMODITY GROUP (\$)</b>			
Horticulture specialties	397,517	30	66
Plantains	359,585	30	76
Coffee	23,559	31	59
Vegetables or melons	240,411	17	68
Fruit	19,884	42	73
Bananas	(D)	(D)	71
Root crops or tubers	43,500	24	69
Grains	14,210	24	72
Grasses and other crops	(D)	(D)	48
Poultry and eggs	2,258,766	10	67
Cattle and calves	160,443	50	73
Milk products	(D)	(D)	43
Hogs and pigs	331,139	4	68
Aquaculture	(D)	(D)	18
Other livestock and other livestock products	(D)	(D)	68
<b>TOP LIVESTOCK INVENTORY ITEMS (number)</b>			
Poultry	234,172	7	73
Rabbits	2,585	3	66
Hogs and pigs	2,529	7	74
Cattle and calves	1,077	57	76
Sheep	330	10	70
<b>TOP CROP ITEMS (cuerdas)</b>			
Plantains	210	26	76
Vegetables	129	11	68
Grasses or other crops	(D)	39	55
Coffee	58	29	59
Green beans	38	3	65

#### Other Municipio Highlights

Economic Characteristics	Quantity
Farms by value of sales	
\$60,000 or more	15
\$40,000 to \$59,999	4
\$20,000 to \$39,999	11
\$10,000 to \$19,999	14
\$7,500 to \$9,999	6
\$5,000 to \$7,499	13
\$2,500 to \$4,999	18
\$1,000 to \$2,499	19
Less than \$1,000	12
Farm production expenses (\$)	
Wages and salaries	534,037
Contract labor	18,500

Operator Characteristics	Quantity
Principal operators by primary occupation:	
Farming	57
Other	49
Not reported	6
Principal operators by sex:	
Male	97
Female	11
Not reported	4
All operators by highest level of school attended:	
None	1
Elementary	36
Secondary	27
High school diploma	14
Some college	16
Bachelor's degree	8
Master's or PhD	2
Not reported	8

(D) Cannot be disclosed. (Z) Less than half of the unit shown. See "Census of Agriculture, Volume 1, Geographic Area Series" for complete footnotes.

<sup>1</sup> Universe is number of municipios in Puerto Rico with item.