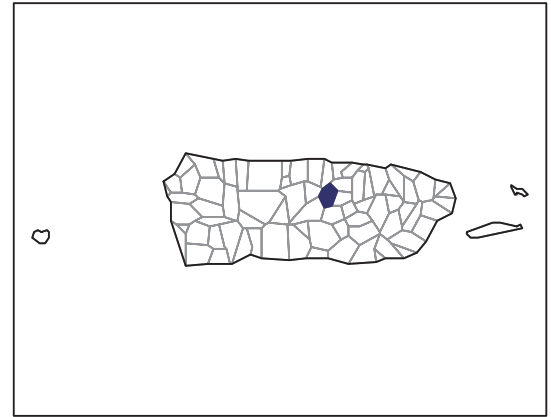


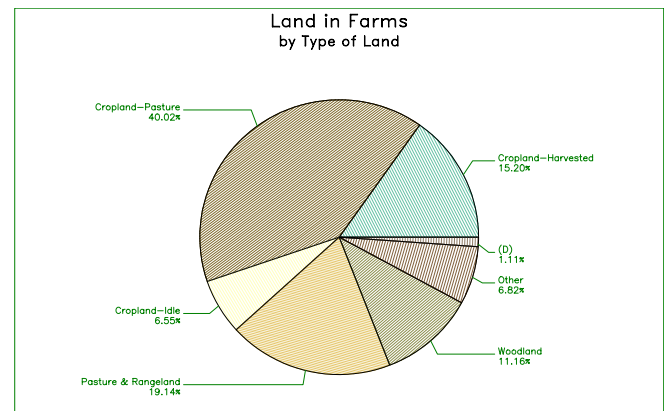
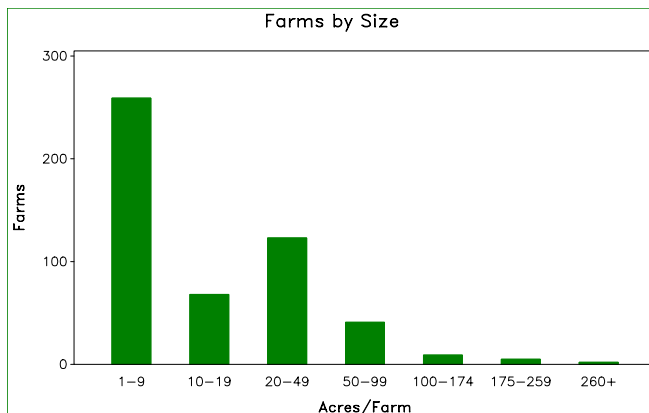
2007 CENSUS OF AGRICULTURE

Municipio Profile

Corozal, Puerto Rico



	2007	2002	% change
Number of Farms	507	330	+ 54
Land in Farms	11,489 cuerdas	12,670 cuerdas	- 9
Average Size of Farm	23 cuerdas	38 cuerdas	- 41
Market Value of Production	\$8,330,467	\$9,797,538	- 15
Crop Sales \$4,156,422 (50 percent)			
Livestock Sales \$4,174,045 (50 percent)			
Average Per Farm	\$16,431	\$29,690	- 45
Government Payments	\$344,109	\$1,342,718	- 74



2007 CENSUS OF AGRICULTURE

Municipio Profile

Corozal, Puerto Rico

Ranked items among the 78 Puerto Rico municipios

Item	Quantity	Rank	Universe ¹
MARKET VALUE OF AGRICULTURAL PRODUCTS SOLD (\$)			
Total value of agricultural products sold	8,330,467	20	77
Value of crops including nursery and greenhouse	4,156,422	19	77
Value of livestock, poultry, and their products	4,174,045	18	75
VALUE OF SALES BY COMMODITY GROUP (\$)			
Horticulture specialties	628,800	18	66
Plantains	2,488,000	3	76
Coffee	18,967	35	59
Vegetables or melons	535,374	11	68
Fruit	64,995	26	73
Bananas	62,917	16	71
Root crops or tubers	305,073	6	69
Grains	11,271	29	72
Grasses and other crops	41,025	30	48
Poultry and eggs	2,435,426	9	67
Cattle and calves	771,885	15	73
Milk products	(D)	(D)	43
Hogs and pigs	(D)	(D)	68
Aquaculture	(D)	(D)	18
Other livestock and other livestock products	21,303	30	68
TOP LIVESTOCK INVENTORY ITEMS (number)			
Poultry	215,304	8	73
Cattle and calves	4,613	20	76
Hogs and pigs	3,235	4	74
Rabbits	568	10	66
Goats	453	3	71
TOP CROP ITEMS (cuerdas)			
Plantains	1,198	2	76
Bananas	195	11	73
Grasses and other crops	150	35	55
Vegetables	92	20	68
Yams	82	5	65

Other Municipio Highlights

Economic Characteristics	Quantity
Farms by value of sales	
\$60,000 or more	21
\$40,000 to \$59,999	5
\$20,000 to \$39,999	69
\$10,000 to \$19,999	50
\$7,500 to \$9,999	24
\$5,000 to \$7,499	50
\$2,500 to \$4,999	61
\$1,000 to \$2,499	89
Less than \$1,000	138
Farm production expenses (\$)	
Wages and salaries	2,054,853
Contract labor	11,280

Operator Characteristics	Quantity
Principal operators by primary occupation:	
Farming	160
Other	341
Not reported	6
Principal operators by sex:	
Male	451
Female	46
Not reported	10
All operators by highest level of school attended:	
None	5
Elementary	125
Secondary	139
High school diploma	86
Some college	58
Bachelor's degree	34
Master's or PhD	13
Not reported	47

(D) Cannot be disclosed. (Z) Less than half of the unit shown. See "Census of Agriculture, Volume 1, Geographic Area Series" for complete footnotes.

¹ Universe is number of municipios in Puerto Rico with item.