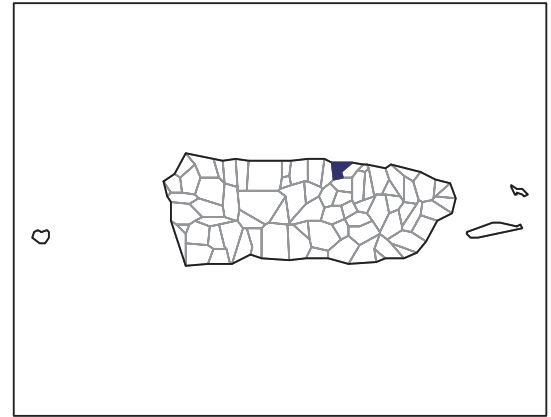


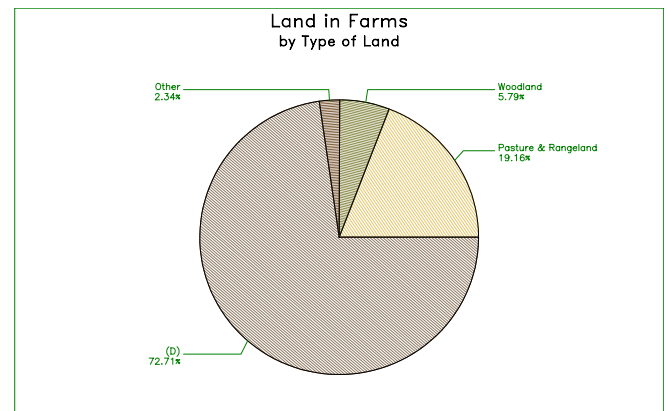
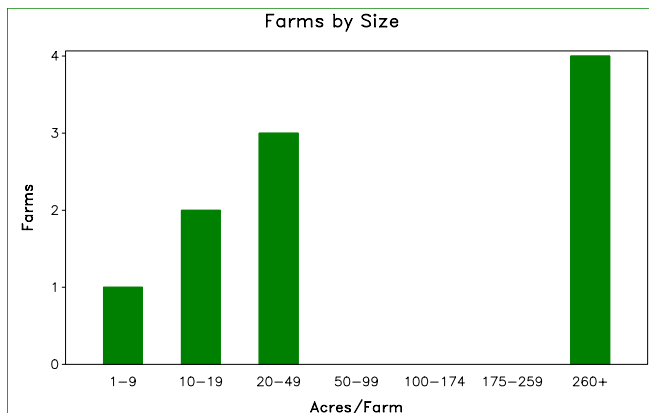
# 2007 CENSUS OF AGRICULTURE

## Municipio Profile

### Dorado, Puerto Rico



	2007	2002	% change
<b>Number of Farms</b>	10	30	- 67
<b>Land in Farms</b>	2,696 cuerdas	3,289 cuerdas	- 18
<b>Average Size of Farm</b>	270 cuerdas	110 cuerdas	+ 146
<b>Market Value of Production</b>	\$5,216,007	\$12,562,139	- 58
Crop Sales (D)			
Livestock Sales (D)			
Average Per Farm	\$521,601	\$418,738	+ 25
<b>Government Payments</b>	(D)	\$1,179,266	



# 2007 CENSUS OF AGRICULTURE

## Municipio Profile

### Dorado, Puerto Rico

#### Ranked items among the 78 Puerto Rico municipios

Item	Quantity	Rank	Universe <sup>1</sup>
<b>MARKET VALUE OF AGRICULTURAL PRODUCTS SOLD (\$)</b>			
Total value of agricultural products sold	5,216,007	33	77
Value of crops including nursery and greenhouse	(D)	(D)	77
Value of livestock, poultry, and their products	(D)	(D)	75
<b>VALUE OF SALES BY COMMODITY GROUP (\$)</b>			
Horticulture specialties	3,867,945	2	66
Plantains	(D)	(D)	76
Coffee	(D)	(D)	59
Vegetables or melons	(D)	(D)	68
Fruit	(-)	(-)	73
Bananas	(D)	(D)	71
Root crops or tubers	(D)	(D)	69
Grains	(D)	(D)	72
Grasses and other crops	(-)	(-)	48
Poultry and eggs	(-)	(-)	67
Cattle and calves	31,330	73	73
Milk products	(D)	(D)	43
Hogs and pigs	(-)	(-)	68
Aquaculture	(-)	(-)	18
Other livestock and other livestock products	(-)	(-)	68
<b>TOP LIVESTOCK INVENTORY ITEMS (number)</b>			
Cattle and calves	(D)	51	76
Horses	22	75	76
Hogs and pigs	(D)	71	74
<b>TOP CROP ITEMS (cuerdas)</b>			
Lawn grass (sod)	(D)	1	21
Coffee	(D)	41	59
Pigeon peas <sup>2</sup>	(D)	(D)	59
Cassava <sup>2</sup>	(D)	(D)	39
Vegetables <sup>2</sup>	(D)	(D)	68

#### Other Municipio Highlights

Economic Characteristics	Quantity
Farms by value of sales	
\$60,000 or more	4
\$40,000 to \$59,999	1
\$20,000 to \$39,999	(-)
\$10,000 to \$19,999	(-)
\$7,500 to \$9,999	(-)
\$5,000 to \$7,499	2
\$2,500 to \$4,999	2
\$1,000 to \$2,499	(-)
Less than \$1,000	1
Farm production expenses (\$)	
Wages and salaries	1,837,161
Contract labor	(D)

Operator Characteristics	Quantity
Principal operators by primary occupation:	
Farming	5
Other	4
Not reported	1
Principal operators by sex:	
Male	8
Female	1
Not reported	1
All operators by highest level of school attended:	
None	(-)
Elementary	3
Secondary	(-)
High school diploma	(-)
Some college	(-)
Bachelor's degree	5
Master's or PhD	1
Not reported	1

(D) Cannot be disclosed. (Z) Less than half of the unit shown. See "Census of Agriculture, Volume 1, Geographic Area Series" for complete footnotes.

<sup>1</sup> Universe is number of municipios in Puerto Rico with item.

<sup>2</sup> Items with a rank that cannot be disclosed are separated by a blank line, position in table does not indicate rank.