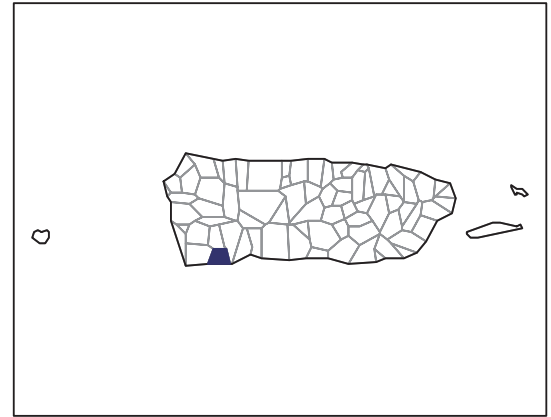


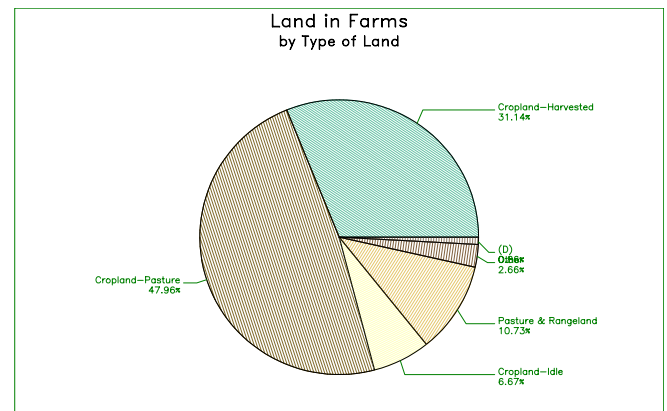
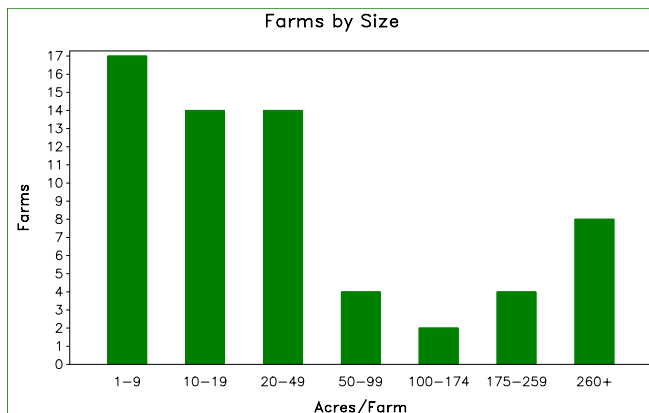
2007 CENSUS OF AGRICULTURE

Municipio Profile

Guánica, Puerto Rico



	2007	2002	% change
Number of Farms	63	43	+ 47
Land in Farms	10,863 cuerdas	6,049 cuerdas	+ 80
Average Size of Farm	172 cuerdas	141 cuerdas	+ 23
Market Value of Production	\$3,762,664	\$8,609,272	- 56
Crop Sales \$3,435,271 (91 percent)			
Livestock Sales \$327,393 (9 percent)			
Average Per Farm	\$59,725	\$200,216	- 70
Government Payments	\$522,545	\$386,964	+ 35



2007 CENSUS OF AGRICULTURE

Municipio Profile

Guánica, Puerto Rico

Ranked items among the 78 Puerto Rico municipios

Item	Quantity	Rank	Universe ¹
MARKET VALUE OF AGRICULTURAL PRODUCTS SOLD (\$)			
Total value of agricultural products sold	3,762,664	41	77
Value of crops including nursery and greenhouse	3,435,271	24	77
Value of livestock, poultry, and their products	327,393	61	75
VALUE OF SALES BY COMMODITY GROUP (\$)			
Horticulture specialties	78,948	57	66
Plantains	23,025	69	76
Coffee	(-)	(-)	59
Vegetables or melons	2,050,684	3	68
Fruit	228,976	12	73
Bananas	(D)	(D)	71
Root crops or tubers	(D)	(D)	69
Grains	56,947	7	72
Grasses and other crops	995,041	3	48
Poultry and eggs	4,057	44	67
Cattle and calves	306,246	37	73
Milk products	(-)	(-)	43
Hogs and pigs	11,710	51	68
Aquaculture	(-)	(-)	18
Other livestock and other livestock products	5,380	47	68
TOP LIVESTOCK INVENTORY ITEMS (number)			
Cattle and calves	2,837	27	76
Poultry	566	59	73
Hogs and pigs	273	53	74
Goats	153	16	71
Horses	84	62	76
TOP CROP ITEMS (cuerdas)			
Grasses or other crops	2,782	3	55
Vegetables	682	2	68
Plantains	62	51	76
Papayas	59	3	31
Green beans	30	6	65

Other Municipio Highlights

Economic Characteristics	Quantity
Farms by value of sales	
\$60,000 or more	14
\$40,000 to \$59,999	4
\$20,000 to \$39,999	6
\$10,000 to \$19,999	1
\$7,500 to \$9,999	1
\$5,000 to \$7,499	5
\$2,500 to \$4,999	6
\$1,000 to \$2,499	10
Less than \$1,000	16
Farm production expenses (\$)	
Wages and salaries	1,484,005
Contract labor	(D)

Operator Characteristics	Quantity
Principal operators by primary occupation:	
Farming	29
Other	25
Not reported	9
Principal operators by sex:	
Male	55
Female	3
Not reported	5
All operators by highest level of school attended:	
None	(-)
Elementary	11
Secondary	11
High school diploma	20
Some college	2
Bachelor's degree	8
Master's or PhD	7
Not reported	4

(D) Cannot be disclosed. (Z) Less than half of the unit shown. See "Census of Agriculture, Volume 1, Geographic Area Series" for complete footnotes.

¹ Universe is number of municipios in Puerto Rico with item.