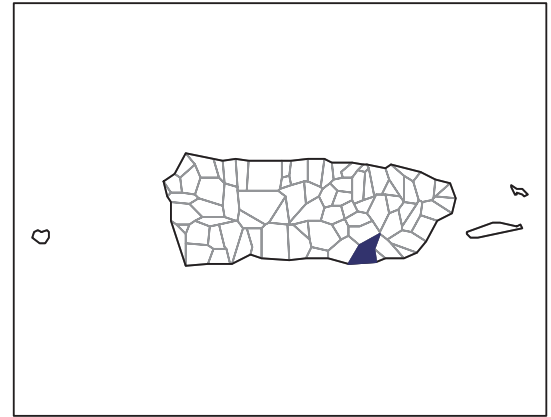


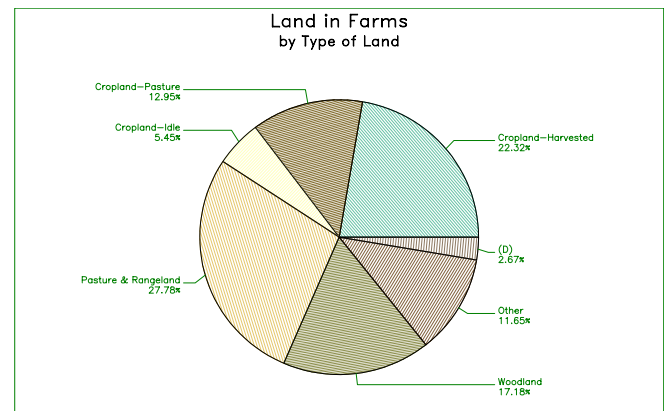
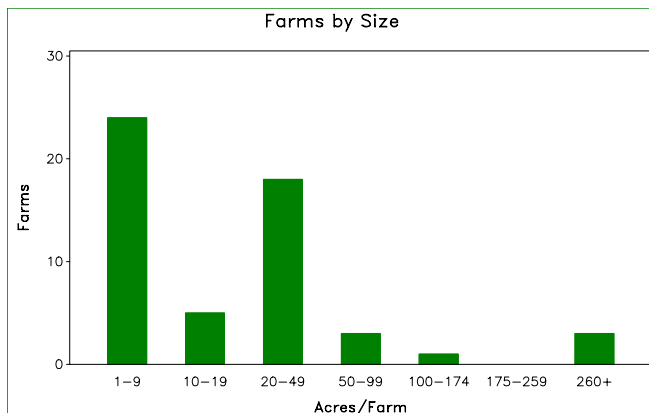
# 2007 CENSUS OF AGRICULTURE

## Municipio Profile

### Guayama, Puerto Rico



	2007	2002	% change
<b>Number of Farms</b>	54	89	- 39
<b>Land in Farms</b>	2,552 cuerdas	5,212 cuerdas	- 51
<b>Average Size of Farm</b>	47 cuerdas	59 cuerdas	- 19
<b>Market Value of Production</b>	\$1,158,809	\$1,924,473	- 40
Crop Sales (D)			
Livestock Sales (D)			
Average Per Farm	\$21,459	\$21,623	- 1
<b>Government Payments</b>	(D)	(D)	



# 2007 CENSUS OF AGRICULTURE

## Municipio Profile

### Guayama, Puerto Rico

#### Ranked items among the 78 Puerto Rico municipios

Item	Quantity	Rank	Universe <sup>1</sup>
<b>MARKET VALUE OF AGRICULTURAL PRODUCTS SOLD (\$)</b>			
Total value of agricultural products sold	1,158,809	64	77
Value of crops including nursery and greenhouse	(D)	(D)	77
Value of livestock, poultry, and their products	(D)	(D)	75
<b>VALUE OF SALES BY COMMODITY GROUP (\$)</b>			
Horticulture specialties	(D)	(D)	66
Plantains	85,475	54	76
Coffee	6,382	42	59
Vegetables or melons	(D)	(D)	68
Fruit	58,501	28	73
Bananas	(D)	(D)	71
Root crops or tubers	94,030	13	69
Grains	1,151	62	72
Grasses and other crops	(D)	(D)	48
Poultry and eggs	3,530	47	67
Cattle and calves	(D)	(D)	73
Milk products	(D)	(D)	43
Hogs and pigs	(D)	(D)	68
Aquaculture	(-)	(-)	18
Other livestock and other livestock products	(D)	(D)	68
<b>TOP LIVESTOCK INVENTORY ITEMS (number)</b>			
Cattle and calves	(D)	66	76
Poultry	645	55	73
Goats	(D)	1	71
Sheep	151	24	70
Hogs and pigs	(D)	61	74
<b>TOP CROP ITEMS (cuerdas)</b>			
Grasses or other crops	(D)	24	55
Bananas	(D)	7	73
Plantains	60	52	76
Avocados	(D)	10	70
Yams	27	10	65

#### Other Municipio Highlights

Economic Characteristics	Quantity
Farms by value of sales	
\$60,000 or more	2
\$40,000 to \$59,999	1
\$20,000 to \$39,999	5
\$10,000 to \$19,999	(-)
\$7,500 to \$9,999	4
\$5,000 to \$7,499	5
\$2,500 to \$4,999	9
\$1,000 to \$2,499	5
Less than \$1,000	23
Farm production expenses (\$)	
Wages and salaries	239,540
Contract labor	10,660

Operator Characteristics	Quantity
Principal operators by primary occupation:	
Farming	17
Other	28
Not reported	9
Principal operators by sex:	
Male	46
Female	3
Not reported	5
All operators by highest level of school attended:	
None	1
Elementary	15
Secondary	15
High school diploma	7
Some college	4
Bachelor's degree	2
Master's or PhD	3
Not reported	7

(D) Cannot be disclosed. (Z) Less than half of the unit shown. See "Census of Agriculture, Volume 1, Geographic Area Series" for complete footnotes.

<sup>1</sup> Universe is number of municipios in Puerto Rico with item.