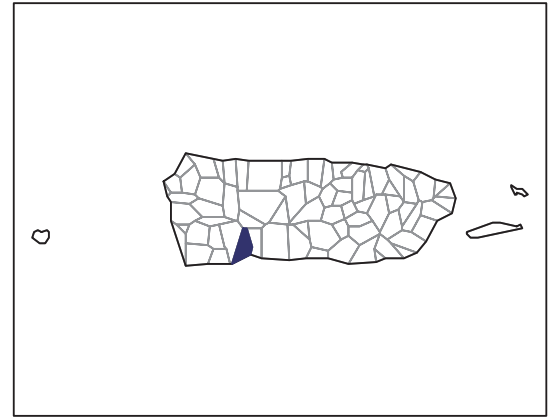


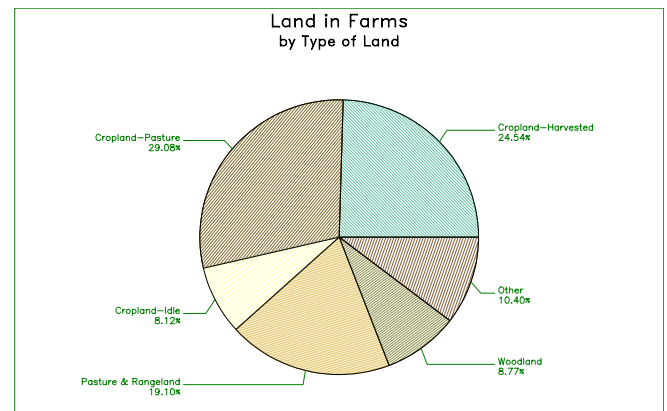
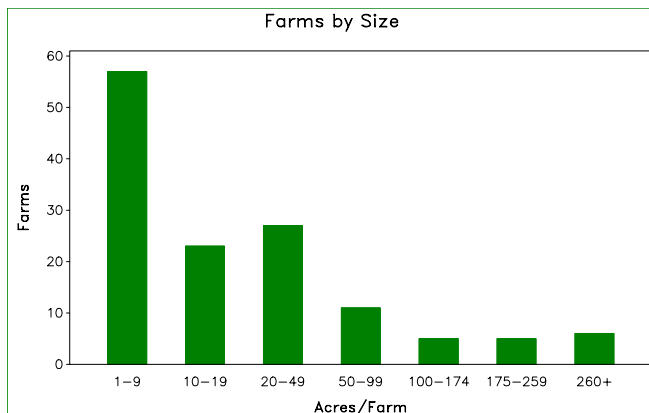
# 2007 CENSUS OF AGRICULTURE

## Municipio Profile

### Guayanilla, Puerto Rico



	2007	2002	% change
<b>Number of Farms</b>	134	203	- 34
<b>Land in Farms</b>	7,358 cuerdas	11,356 cuerdas	- 35
<b>Average Size of Farm</b>	55 cuerdas	56 cuerdas	- 2
<b>Market Value of Production</b>	\$5,251,028	\$7,104,885	- 26
Crop Sales \$4,945,971 (94 percent)			
Livestock Sales \$305,057 (6 percent)			
<b>Average Per Farm</b>	\$39,187	\$34,999	+ 12
<b>Government Payments</b>	\$511,894	\$1,039,221	- 51



# 2007 CENSUS OF AGRICULTURE

## Municipio Profile

### Guayanilla, Puerto Rico

#### Ranked items among the 78 Puerto Rico municipios

Item	Quantity	Rank	Universe <sup>1</sup>
<b>MARKET VALUE OF AGRICULTURAL PRODUCTS SOLD (\$)</b>			
Total value of agricultural products sold	5,251,028	32	77
Value of crops including nursery and greenhouse	4,945,971	13	77
Value of livestock, poultry, and their products	305,057	63	75
<b>VALUE OF SALES BY COMMODITY GROUP (\$)</b>			
Horticulture specialties	49,875	63	66
Plantains	152,480	47	76
Coffee	677,492	13	59
Vegetables or melons	(D)	(D)	68
Fruit	(D)	(D)	73
Bananas	(D)	(D)	71
Root crops or tubers	21,150	39	69
Grains	11,686	27	72
Grasses and other crops	(D)	(D)	48
Poultry and eggs	4,908	42	67
Cattle and calves	203,189	45	73
Milk products	(-)	(-)	43
Hogs and pigs	86,713	20	68
Aquaculture	(-)	(-)	18
Other livestock and other livestock products	10,247	39	68
<b>TOP LIVESTOCK INVENTORY ITEMS (number)</b>			
Cattle and calves	1,333	47	76
Poultry	1,136	47	73
Hogs and pigs	979	26	74
Sheep	203	16	70
Rabbits	(D)	29	66
<b>TOP CROP ITEMS (cuerdas)</b>			
Coffee	799	11	59
Mangoes	(D)	2	37
Grasses or other crops	(D)	27	55
Bananas	67	18	73
Plantains	54	56	76

#### Other Municipio Highlights

Economic Characteristics	Quantity
Farms by value of sales	
\$60,000 or more	7
\$40,000 to \$59,999	1
\$20,000 to \$39,999	8
\$10,000 to \$19,999	18
\$7,500 to \$9,999	6
\$5,000 to \$7,499	5
\$2,500 to \$4,999	30
\$1,000 to \$2,499	28
Less than \$1,000	31
Farm production expenses (\$)	
Wages and salaries	1,428,975
Contract labor	86,840

Operator Characteristics	Quantity
Principal operators by primary occupation:	
Farming	50
Other	77
Not reported	7
Principal operators by sex:	
Male	110
Female	15
Not reported	9
All operators by highest level of school attended:	
None	1
Elementary	25
Secondary	33
High school diploma	21
Some college	21
Bachelor's degree	14
Master's or PhD	8
Not reported	11

(D) Cannot be disclosed. (Z) Less than half of the unit shown. See "Census of Agriculture, Volume 1, Geographic Area Series" for complete footnotes.

<sup>1</sup> Universe is number of municipios in Puerto Rico with item.