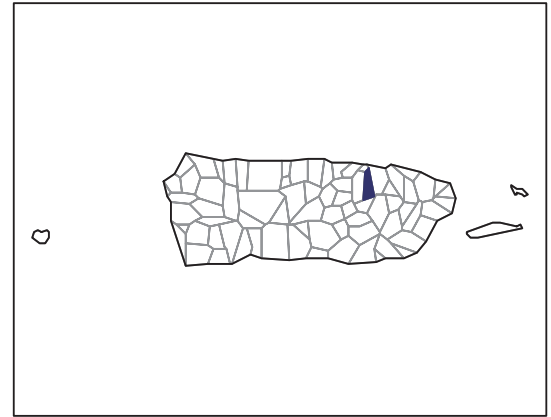


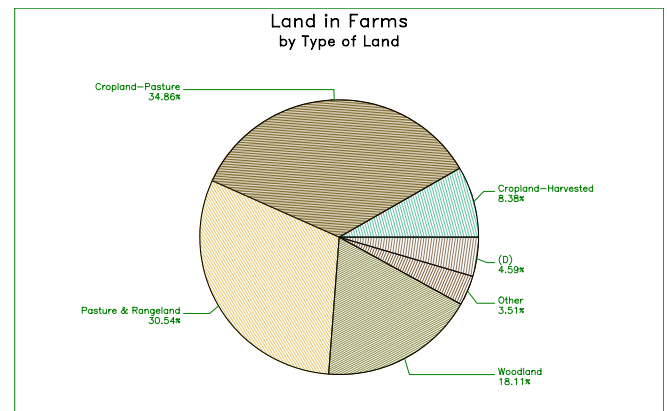
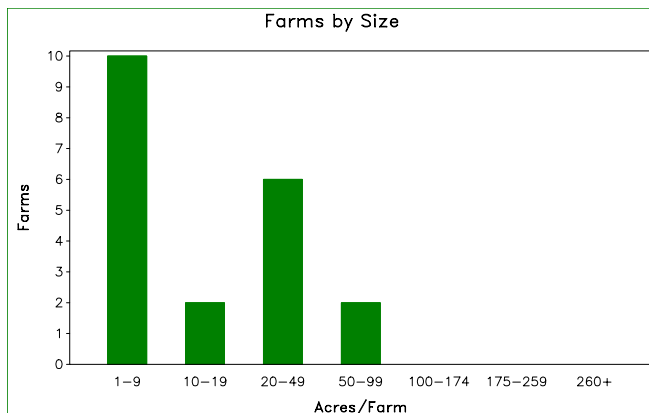
# 2007 CENSUS OF AGRICULTURE

## Municipio Profile

### Guaynabo, Puerto Rico



	2007	2002	% change
<b>Number of Farms</b>	20	26	- 23
<b>Land in Farms</b>	372 cuerdas	1,086 cuerdas	- 66
<b>Average Size of Farm</b>	19 cuerdas	42 cuerdas	- 56
<b>Market Value of Production</b>	\$247,226	\$2,944,758	- 92
Crop Sales \$188,271 (76 percent)			
Livestock Sales \$58,955 (24 percent)			
<b>Average Per Farm</b>	\$12,361	\$113,260	- 89
<b>Government Payments</b>	(D)	(D)	



# 2007 CENSUS OF AGRICULTURE

## Municipio Profile

### Guaynabo, Puerto Rico

#### Ranked items among the 78 Puerto Rico municipios

Item	Quantity	Rank	Universe <sup>1</sup>
<b>MARKET VALUE OF AGRICULTURAL PRODUCTS SOLD (\$)</b>			
Total value of agricultural products sold	247,226	74	77
Value of crops including nursery and greenhouse	188,271	70	77
Value of livestock, poultry, and their products	58,955	74	75
<b>VALUE OF SALES BY COMMODITY GROUP (\$)</b>			
Horticulture specialties	(D)	(D)	66
Plantains	34,895	63	76
Coffee	(-)	(-)	59
Vegetables or melons	(-)	(-)	68
Fruit	(D)	(D)	73
Bananas	1,560	58	71
Root crops or tubers	(-)	(-)	69
Grains	(D)	(D)	72
Grasses and other crops	(-)	(-)	48
Poultry and eggs	(-)	(-)	67
Cattle and calves	(D)	(D)	73
Milk products	(-)	(-)	43
Hogs and pigs	(D)	(D)	68
Aquaculture	(-)	(-)	18
Other livestock and other livestock products	(-)	(-)	68
<b>TOP LIVESTOCK INVENTORY ITEMS (number)</b>			
Poultry	335	66	73
Cattle and calves	227	72	76
Hogs and pigs	88	63	74
Sheep	39	50	70
Rabbits <sup>2</sup>	(D)	(D)	66
<b>TOP CROP ITEMS (cuerdas)</b>			
Plantains	22	68	76
Bananas	1	69	73
Oranges <sup>2</sup>	(D)	(D)	74
Green beans <sup>2</sup>	(D)	(D)	65
Coconuts <sup>2</sup>	(D)	(D)	44

#### Other Municipio Highlights

Economic Characteristics	Quantity
Farms by value of sales	
\$60,000 or more	2
\$40,000 to \$59,999	(-)
\$20,000 to \$39,999	(-)
\$10,000 to \$19,999	4
\$7,500 to \$9,999	1
\$5,000 to \$7,499	2
\$2,500 to \$4,999	4
\$1,000 to \$2,499	5
Less than \$1,000	2
Farm production expenses (\$)	
Wages and salaries	46,125
Contract labor	(D)

Operator Characteristics	Quantity
Principal operators by primary occupation:	
Farming	5
Other	10
Not reported	5
Principal operators by sex:	
Male	16
Female	2
Not reported	2
All operators by highest level of school attended:	
None	(-)
Elementary	5
Secondary	2
High school diploma	3
Some college	(-)
Bachelor's degree	9
Master's or PhD	1
Not reported	(-)

(D) Cannot be disclosed. (Z) Less than half of the unit shown. See "Census of Agriculture, Volume 1, Geographic Area Series" for complete footnotes.

<sup>1</sup> Universe is number of municipios in Puerto Rico with item.

<sup>2</sup> Items with a rank that cannot be disclosed are separated by a blank line, position in table does not indicate rank.