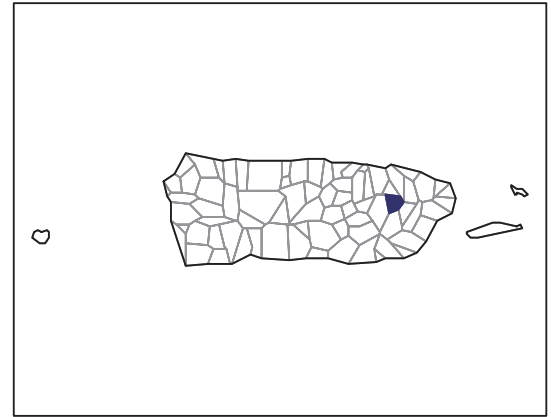


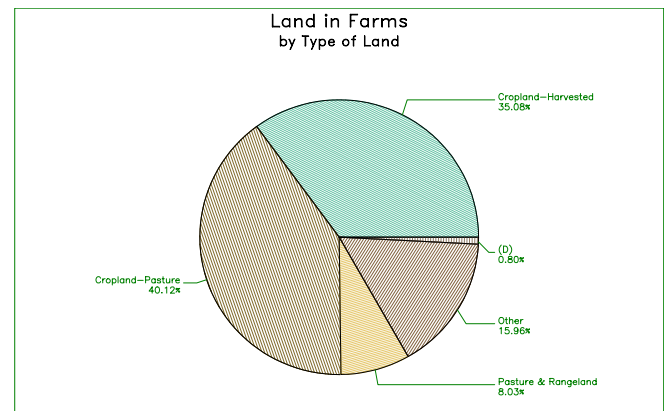
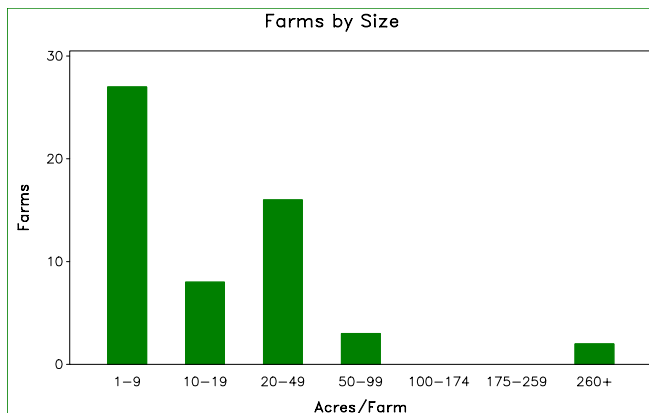
2007 CENSUS OF AGRICULTURE

Municipio Profile

Gurabo, Puerto Rico



	2007	2002	% change
Number of Farms	56	54	+ 4
Land in Farms	1,869 cuerdas	2,546 cuerdas	- 27
Average Size of Farm	33 cuerdas	47 cuerdas	- 29
Market Value of Production	\$2,400,243	\$3,488,230	- 31
Crop Sales \$912,938 (38 percent)			
Livestock Sales \$1,487,305 (62 percent)			
Average Per Farm	\$42,861	\$64,597	- 34
Government Payments	\$199,121	(D)	



2007 CENSUS OF AGRICULTURE

Municipio Profile

Gurabo, Puerto Rico

Ranked items among the 78 Puerto Rico municipios

Item	Quantity	Rank	Universe ¹
MARKET VALUE OF AGRICULTURAL PRODUCTS SOLD (\$)			
Total value of agricultural products sold	2,400,243	48	77
Value of crops including nursery and greenhouse	912,938	51	77
Value of livestock, poultry, and their products	1,487,305	35	75
VALUE OF SALES BY COMMODITY GROUP (\$)			
Horticulture specialties	780,044	15	66
Plantains	79,325	55	76
Coffee	(-)	(-)	59
Vegetables or melons	36,580	39	68
Fruit	3,960	60	73
Bananas	7,310	43	71
Root crops or tubers	1,992	61	69
Grains	3,727	44	72
Grasses and other crops	(-)	(-)	48
Poultry and eggs	(-)	(-)	67
Cattle and calves	(D)	(D)	73
Milk products	(D)	(D)	43
Hogs and pigs	44,865	34	68
Aquaculture	(-)	(-)	18
Other livestock and other livestock products	(D)	(D)	68
TOP LIVESTOCK INVENTORY ITEMS (number)			
Cattle and calves	2,127	34	76
Hogs and pigs	1,131	22	74
Poultry	349	65	73
Horses	94	60	76
Rabbits	29	59	66
TOP CROP ITEMS (cuerdas)			
Grasses or other crops	(D)	18	55
Plantains	55	55	76
Vegetables	11	47	68
Green beans	7	27	65
Lawn grass (sod) ²	(D)	(D)	21

Other Municipio Highlights

Economic Characteristics	Quantity
Farms by value of sales	
\$60,000 or more	8
\$40,000 to \$59,999	(-)
\$20,000 to \$39,999	1
\$10,000 to \$19,999	7
\$7,500 to \$9,999	5
\$5,000 to \$7,499	7
\$2,500 to \$4,999	13
\$1,000 to \$2,499	10
Less than \$1,000	5
Farm production expenses (\$)	
Wages and salaries	715,934
Contract labor	(D)

Operator Characteristics	Quantity
Principal operators by primary occupation:	
Farming	22
Other	28
Not reported	6
Principal operators by sex:	
Male	54
Female	(-)
Not reported	2
All operators by highest level of school attended:	
None	(-)
Elementary	16
Secondary	11
High school diploma	6
Some college	7
Bachelor's degree	12
Master's or PhD	2
Not reported	2

(D) Cannot be disclosed. (Z) Less than half of the unit shown. See "Census of Agriculture, Volume 1, Geographic Area Series" for complete footnotes.

¹ Universe is number of municipios in Puerto Rico with item.

² Items with a rank that cannot be disclosed are separated by a blank line, position in table does not indicate rank.