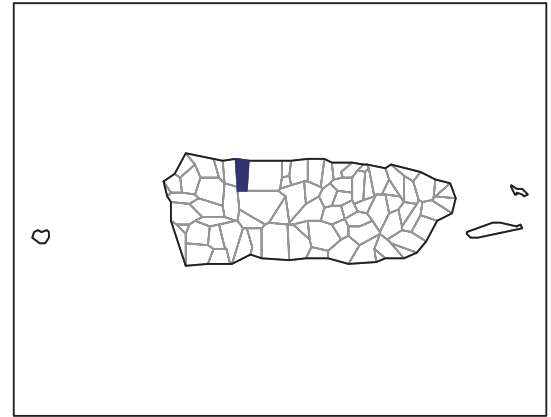


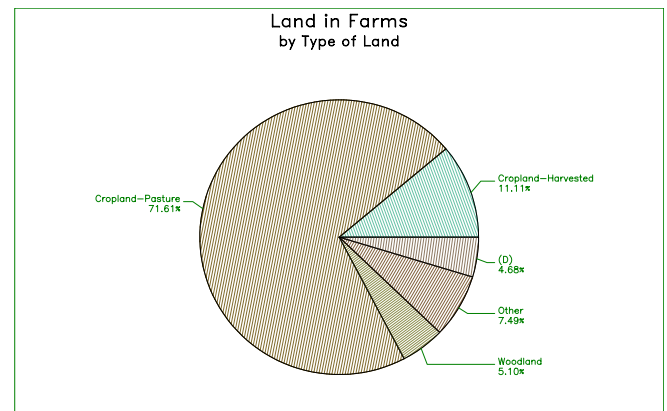
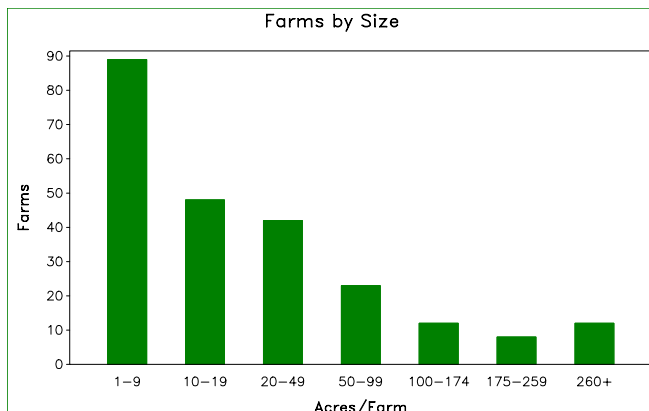
2007 CENSUS OF AGRICULTURE

Municipio Profile

Hatillo, Puerto Rico



	2007	2002	% change
Number of Farms	234	218	+ 7
Land in Farms	14,911 cuerdas	23,071 cuerdas	- 35
Average Size of Farm	64 cuerdas	106 cuerdas	- 40
Market Value of Production	\$44,443,925	\$52,427,297	- 15
Crop Sales \$889,027 (2 percent)			
Livestock Sales \$43,554,898 (98 percent)			
Average Per Farm	\$189,931	\$240,492	- 21
Government Payments	\$1,806,760	\$4,133,006	- 56



2007 CENSUS OF AGRICULTURE

Municipio Profile

Hatillo, Puerto Rico

Ranked items among the 78 Puerto Rico municipios

Item	Quantity	Rank	Universe ¹
MARKET VALUE OF AGRICULTURAL PRODUCTS SOLD (\$)			
Total value of agricultural products sold	44,443,925	1	77
Value of crops including nursery and greenhouse	889,027	53	77
Value of livestock, poultry, and their products	43,554,898	1	75
VALUE OF SALES BY COMMODITY GROUP (\$)			
Horticulture specialties	515,304	25	66
Plantains	194,025	43	76
Coffee	4,218	46	59
Vegetables or melons	93,107	27	68
Fruit	(D)	(D)	73
Bananas	3,600	52	71
Root crops or tubers	21,932	38	69
Grains	17,891	21	72
Grasses and other crops	(D)	(D)	48
Poultry and eggs	(D)	(D)	67
Cattle and calves	2,203,600	1	73
Milk products	41,298,433	1	43
Hogs and pigs	51,625	30	68
Aquaculture	(-)	(-)	18
Other livestock and other livestock products	(D)	(D)	68
TOP LIVESTOCK INVENTORY ITEMS (number)			
Cattle and calves	30,753	1	76
Poultry	1,720	39	73
Hogs and pigs	909	28	74
Horses	83	63	76
Rabbits	(D)	45	66
TOP CROP ITEMS (cuerdas)			
Grasses or other crops	1,445	5	55
Vegetables	95	18	68
Plantains	63	49	76
Sweet potatoes	19	4	33
Lawn grass (sod) ²	(D)	(D)	21

Other Municipio Highlights

Economic Characteristics	Quantity
Farms by value of sales	
\$60,000 or more	84
\$40,000 to \$59,999	3
\$20,000 to \$39,999	6
\$10,000 to \$19,999	6
\$7,500 to \$9,999	18
\$5,000 to \$7,499	6
\$2,500 to \$4,999	5
\$1,000 to \$2,499	28
Less than \$1,000	78
Farm production expenses (\$)	
Wages and salaries	5,179,497
Contract labor	15,095

Operator Characteristics	Quantity
Principal operators by primary occupation:	
Farming	101
Other	128
Not reported	5
Principal operators by sex:	
Male	181
Female	31
Not reported	22
All operators by highest level of school attended:	
None	2
Elementary	51
Secondary	28
High school diploma	36
Some college	40
Bachelor's degree	22
Master's or PhD	33
Not reported	22

(D) Cannot be disclosed. (Z) Less than half of the unit shown. See "Census of Agriculture, Volume 1, Geographic Area Series" for complete footnotes.

¹ Universe is number of municipios in Puerto Rico with item.

² Items with a rank that cannot be disclosed are separated by a blank line, position in table does not indicate rank.