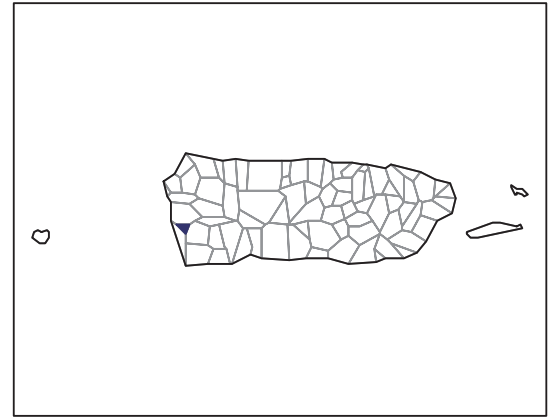


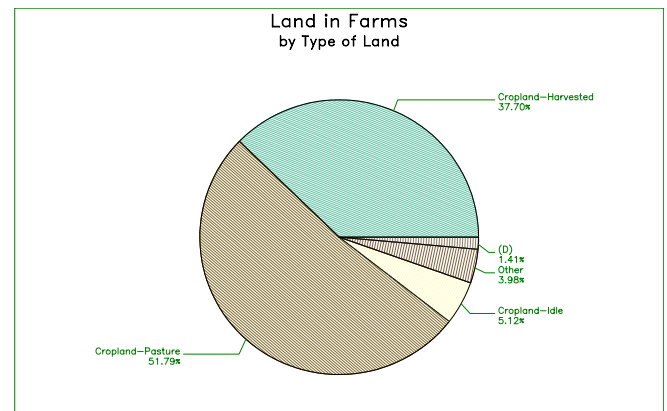
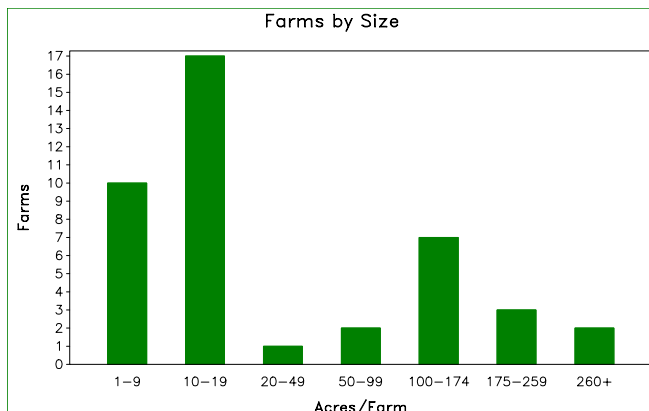
2007 CENSUS OF AGRICULTURE

Municipio Profile

Hormigueros, Puerto Rico



	2007	2002	% change
Number of Farms	42	40	+ 5
Land in Farms	3,266 cuerdas	1,743 cuerdas	+ 87
Average Size of Farm	78 cuerdas	44 cuerdas	+ 79
Market Value of Production	\$1,960,208	\$1,693,506	+ 16
Crop Sales \$1,147,457 (59 percent)			
Livestock Sales \$812,751 (41 percent)			
Average Per Farm	\$46,672	\$42,338	+ 10
Government Payments	(D)	\$384,239	



2007 CENSUS OF AGRICULTURE

Municipio Profile

Hormigueros, Puerto Rico

Ranked items among the 78 Puerto Rico municipios

Item	Quantity	Rank	Universe ¹
MARKET VALUE OF AGRICULTURAL PRODUCTS SOLD (\$)			
Total value of agricultural products sold	1,960,208	52	77
Value of crops including nursery and greenhouse	1,147,457	44	77
Value of livestock, poultry, and their products	812,751	42	75
VALUE OF SALES BY COMMODITY GROUP (\$)			
Horticulture specialties	625,250	19	66
Plantains	(D)	(D)	76
Coffee	(D)	(D)	59
Vegetables or melons	(D)	(D)	68
Fruit	(D)	(D)	73
Bananas	2,580	55	71
Root crops or tubers	(-)	(-)	69
Grains	(-)	(-)	72
Grasses and other crops	(D)	(D)	48
Poultry and eggs	(-)	(-)	67
Cattle and calves	339,769	32	73
Milk products	(D)	(D)	43
Hogs and pigs	(D)	(D)	68
Aquaculture	(D)	(D)	18
Other livestock and other livestock products	9,000	42	68
TOP LIVESTOCK INVENTORY ITEMS (number)			
Cattle and calves	1,895	40	76
Horses	(D)	70	76
Hogs and pigs	(D)	72	74
Sheep	(D)	70	70
TOP CROP ITEMS (cuerdas)			
Grasses or other crops	979	6	55
Plantains	123	32	76
Palm trees	(D)	8	51
Lawn grass (sod)	(D)	15	21
Bananas	5	56	73

Other Municipio Highlights

Economic Characteristics	Quantity
Farms by value of sales	
\$60,000 or more	6
\$40,000 to \$59,999	8
\$20,000 to \$39,999	1
\$10,000 to \$19,999	4
\$7,500 to \$9,999	(-)
\$5,000 to \$7,499	4
\$2,500 to \$4,999	6
\$1,000 to \$2,499	9
Less than \$1,000	4
Farm production expenses (\$)	
Wages and salaries	550,046
Contract labor	(D)

Operator Characteristics	Quantity
Principal operators by primary occupation:	
Farming	14
Other	27
Not reported	1
Principal operators by sex:	
Male	36
Female	4
Not reported	2
All operators by highest level of school attended:	
None	(-)
Elementary	4
Secondary	4
High school diploma	5
Some college	13
Bachelor's degree	11
Master's or PhD	2
Not reported	3

(D) Cannot be disclosed. (Z) Less than half of the unit shown. See "Census of Agriculture, Volume 1, Geographic Area Series" for complete footnotes.

¹ Universe is number of municipios in Puerto Rico with item.