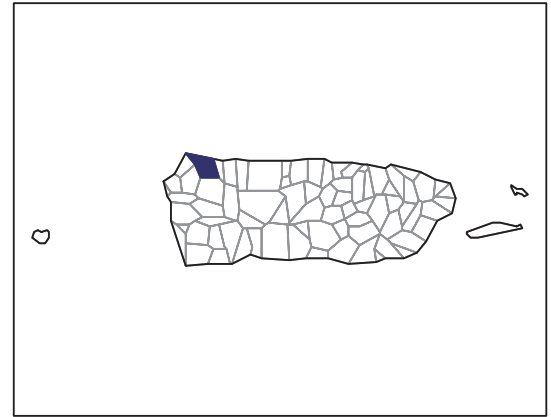


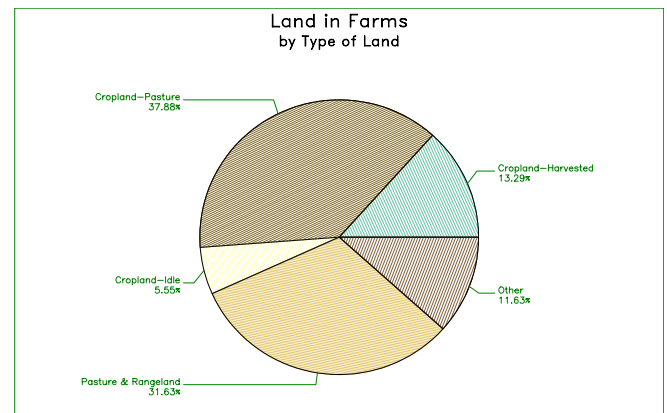
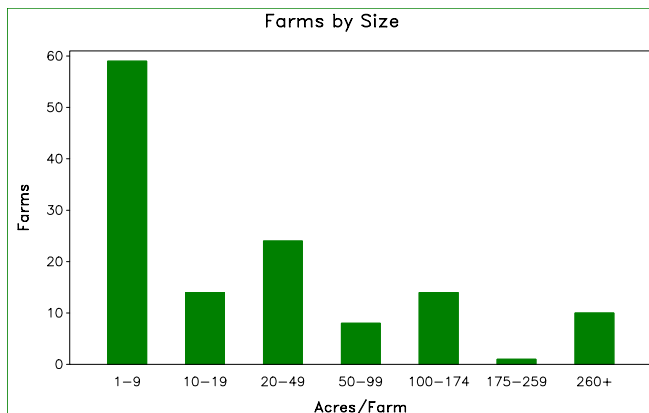
# 2007 CENSUS OF AGRICULTURE

## Municipio Profile

### Isabela, Puerto Rico



	2007	2002	% change
<b>Number of Farms</b>	130	161	- 19
<b>Land in Farms</b>	9,202 cuerdas	10,585 cuerdas	- 13
<b>Average Size of Farm</b>	71 cuerdas	66 cuerdas	+ 8
<b>Market Value of Production</b>	\$13,086,171	\$10,731,385	+ 22
Crop Sales \$1,297,051 (10 percent)			
Livestock Sales \$11,789,120 (90 percent)			
<b>Average Per Farm</b>	\$100,663	\$66,655	+ 51
<b>Government Payments</b>	\$732,592	\$759,972	- 4



# 2007 CENSUS OF AGRICULTURE

## Municipio Profile

### Isabela, Puerto Rico

#### Ranked items among the 78 Puerto Rico municipios

Item	Quantity	Rank	Universe <sup>1</sup>
<b>MARKET VALUE OF AGRICULTURAL PRODUCTS SOLD (\$)</b>			
Total value of agricultural products sold	13,086,171	8	77
Value of crops including nursery and greenhouse	1,297,051	42	77
Value of livestock, poultry, and their products	11,789,120	7	75
<b>VALUE OF SALES BY COMMODITY GROUP (\$)</b>			
Horticulture specialties	205,327	43	66
Plantains	430,750	25	76
Coffee	2,738	50	59
Vegetables or melons	235,144	19	68
Fruit	18,447	44	73
Bananas	4,005	50	71
Root crops or tubers	105,380	12	69
Grains	115,610	5	72
Grasses and other crops	179,650	17	48
Poultry and eggs	(D)	(D)	67
Cattle and calves	1,265,724	5	73
Milk products	10,049,111	5	43
Hogs and pigs	457,507	3	68
Aquaculture	(-)	(-)	18
Other livestock and other livestock products	(D)	(D)	68
<b>TOP LIVESTOCK INVENTORY ITEMS (number)</b>			
Cattle and calves	8,068	5	76
Hogs and pigs	5,409	2	74
Poultry	2,237	37	73
Horses	153	46	76
Sheep	88	34	70
<b>TOP CROP ITEMS (cuerdas)</b>			
Grasses or other crops	923	7	55
Vegetables	105	16	68
Corn	(D)	4	30
Plantains	55	53	76
Other field crops <sup>2</sup>	(D)	(D)	13

#### Other Municipio Highlights

Economic Characteristics	Quantity
Farms by value of sales	
\$60,000 or more	28
\$40,000 to \$59,999	2
\$20,000 to \$39,999	10
\$10,000 to \$19,999	12
\$7,500 to \$9,999	7
\$5,000 to \$7,499	11
\$2,500 to \$4,999	12
\$1,000 to \$2,499	13
Less than \$1,000	35
Farm production expenses (\$)	
Wages and salaries	5,866,815
Contract labor	88,332

Operator Characteristics	Quantity
Principal operators by primary occupation:	
Farming	48
Other	67
Not reported	15
Principal operators by sex:	
Male	114
Female	4
Not reported	12
All operators by highest level of school attended:	
None	(-)
Elementary	23
Secondary	29
High school diploma	21
Some college	15
Bachelor's degree	15
Master's or PhD	7
Not reported	20

(D) Cannot be disclosed. (Z) Less than half of the unit shown. See "Census of Agriculture, Volume 1, Geographic Area Series" for complete footnotes.

<sup>1</sup> Universe is number of municipios in Puerto Rico with item.

<sup>2</sup> Items with a rank that cannot be disclosed are separated by a blank line, position in table does not indicate rank.