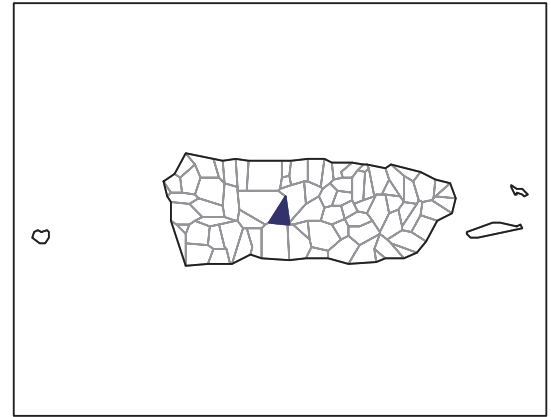


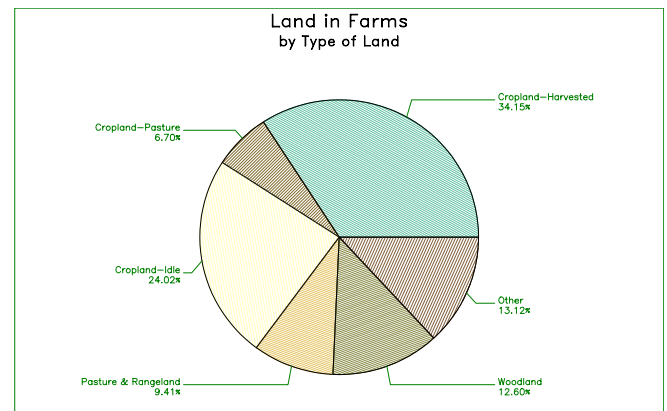
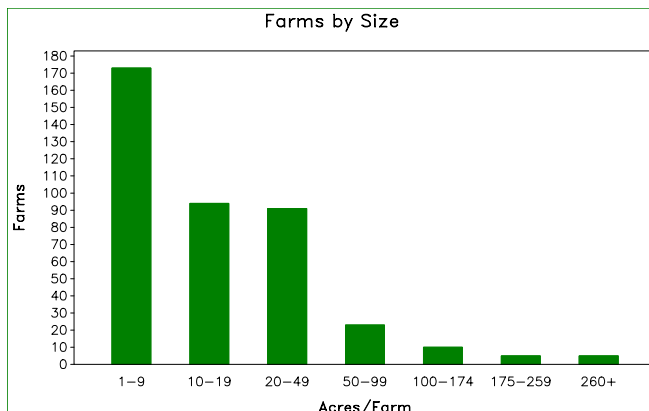
# 2007 CENSUS OF AGRICULTURE

## Municipio Profile

### Jayuya, Puerto Rico



	2007	2002	% change
<b>Number of Farms</b>	401	717	- 44
<b>Land in Farms</b>	10,885 cuerdas	15,847 cuerdas	- 31
<b>Average Size of Farm</b>	27 cuerdas	22 cuerdas	+ 23
<b>Market Value of Production</b>	\$5,446,174	\$6,213,998	- 12
Crop Sales \$5,252,517 (96 percent)			
Livestock Sales \$193,657 (4 percent)			
<b>Average Per Farm</b>	\$13,581	\$8,667	+ 57
<b>Government Payments</b>	\$391,487	\$584,131	- 33



# 2007 CENSUS OF AGRICULTURE

## Municipio Profile

### Jayuya, Puerto Rico

#### Ranked items among the 78 Puerto Rico municipios

Item	Quantity	Rank	Universe <sup>1</sup>
<b>MARKET VALUE OF AGRICULTURAL PRODUCTS SOLD (\$)</b>			
Total value of agricultural products sold	5,446,174	30	77
Value of crops including nursery and greenhouse	5,252,517	12	77
Value of livestock, poultry, and their products	193,657	67	75
<b>VALUE OF SALES BY COMMODITY GROUP (\$)</b>			
Horticulture specialties	80,450	56	66
Plantains	725,148	21	76
Coffee	3,879,734	5	59
Vegetables or melons	61,637	33	68
Fruit	312,548	9	73
Bananas	162,595	11	71
Root crops or tubers	(D)	(D)	69
Grains	14,667	23	72
Grasses and other crops	(-)	(-)	48
Poultry and eggs	1,155	54	67
Cattle and calves	132,705	56	73
Milk products	(-)	(-)	43
Hogs and pigs	(D)	(D)	68
Aquaculture	15,690	7	18
Other livestock and other livestock products	(D)	(D)	68
<b>TOP LIVESTOCK INVENTORY ITEMS (number)</b>			
Poultry	1,442	43	73
Hogs and pigs	(D)	34	74
Cattle and calves	523	67	76
Rabbits	132	33	66
Horses	127	51	76
<b>TOP CROP ITEMS (cuerdas)</b>			
Coffee	3,291	4	59
Oranges	263	8	74
Plantains	240	24	76
Bananas	201	10	73
Avocados	72	5	70

#### Other Municipio Highlights

Economic Characteristics	Quantity
Farms by value of sales	
\$60,000 or more	19
\$40,000 to \$59,999	10
\$20,000 to \$39,999	31
\$10,000 to \$19,999	49
\$7,500 to \$9,999	28
\$5,000 to \$7,499	45
\$2,500 to \$4,999	76
\$1,000 to \$2,499	86
Less than \$1,000	57
Farm production expenses (\$)	
Wages and salaries	1,643,082
Contract labor	161,799

Operator Characteristics	Quantity
Principal operators by primary occupation:	
Farming	146
Other	189
Not reported	66
Principal operators by sex:	
Male	320
Female	51
Not reported	30
All operators by highest level of school attended:	
None	7
Elementary	107
Secondary	88
High school diploma	90
Some college	35
Bachelor's degree	42
Master's or PhD	5
Not reported	27

(D) Cannot be disclosed. (Z) Less than half of the unit shown. See "Census of Agriculture, Volume 1, Geographic Area Series" for complete footnotes.

<sup>1</sup> Universe is number of municipios in Puerto Rico with item.