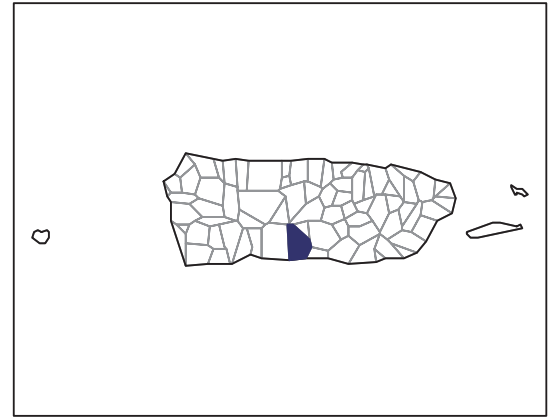


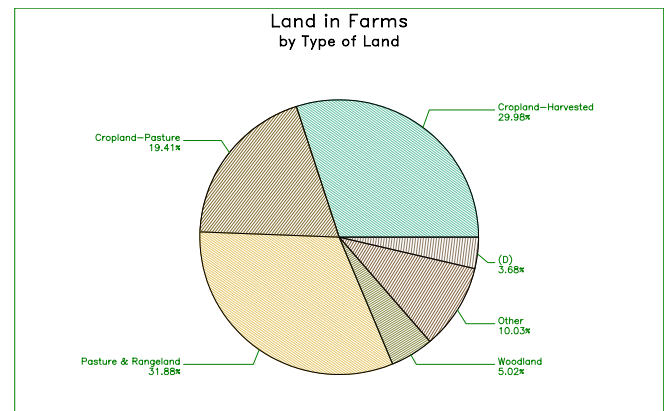
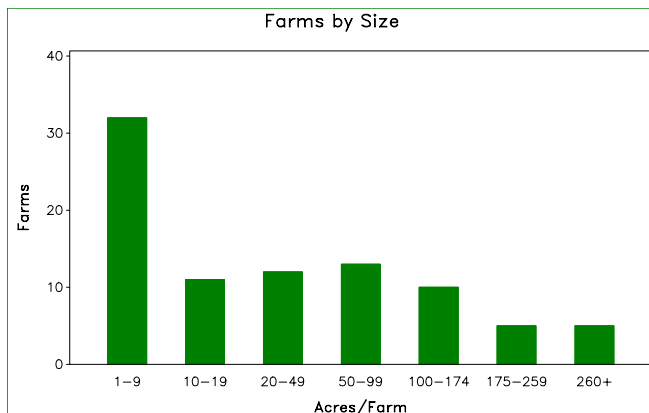
2007 CENSUS OF AGRICULTURE

Municipio Profile

Juana Díaz, Puerto Rico



	2007	2002	% change
Number of Farms	88	120	- 27
Land in Farms	5,896 cuerdas	12,054 cuerdas	- 51
Average Size of Farm	67 cuerdas	100 cuerdas	- 33
Market Value of Production	\$3,348,875	\$5,093,130	- 34
Crop Sales \$2,811,493 (84 percent)			
Livestock Sales \$537,382 (16 percent)			
Average Per Farm	\$38,055	\$42,443	- 10
Government Payments	\$454,129	\$1,053,435	- 57



2007 CENSUS OF AGRICULTURE

Municipio Profile

Juana Díaz, Puerto Rico

Ranked items among the 78 Puerto Rico municipios

Item	Quantity	Rank	Universe ¹
MARKET VALUE OF AGRICULTURAL PRODUCTS SOLD (\$)			
Total value of agricultural products sold	3,348,875	43	77
Value of crops including nursery and greenhouse	2,811,493	28	77
Value of livestock, poultry, and their products	537,382	55	75
VALUE OF SALES BY COMMODITY GROUP (\$)			
Horticulture specialties	(D)	(D)	66
Plantains	75,295	56	76
Coffee	236,191	20	59
Vegetables or melons	1,287,926	4	68
Fruit	56,671	29	73
Bananas	(D)	(D)	71
Root crops or tubers	(D)	(D)	69
Grains	9,376	32	72
Grasses and other crops	515,578	5	48
Poultry and eggs	(D)	(D)	67
Cattle and calves	202,401	46	73
Milk products	(-)	(-)	43
Hogs and pigs	275,990	7	68
Aquaculture	(-)	(-)	18
Other livestock and other livestock products	(D)	(D)	68
TOP LIVESTOCK INVENTORY ITEMS (number)			
Hogs and pigs	3,060	5	74
Cattle and calves	1,828	41	76
Poultry	303	68	73
Sheep	301	11	70
Horses	176	36	76
TOP CROP ITEMS (cuerdas)			
Grasses or other crops	793	14	55
Vegetables	648	3	68
Coffee	244	20	59
Oranges	64	14	74
Avocados	46	7	70

Other Municipio Highlights

Economic Characteristics	Quantity
Farms by value of sales	
\$60,000 or more	14
\$40,000 to \$59,999	11
\$20,000 to \$39,999	8
\$10,000 to \$19,999	12
\$7,500 to \$9,999	3
\$5,000 to \$7,499	5
\$2,500 to \$4,999	13
\$1,000 to \$2,499	13
Less than \$1,000	9
Farm production expenses (\$)	
Wages and salaries	1,226,953
Contract labor	(D)

Operator Characteristics	Quantity
Principal operators by primary occupation:	
Farming	41
Other	44
Not reported	3
Principal operators by sex:	
Male	79
Female	5
Not reported	4
All operators by highest level of school attended:	
None	(-)
Elementary	17
Secondary	23
High school diploma	18
Some college	15
Bachelor's degree	9
Master's or PhD	3
Not reported	3

(D) Cannot be disclosed. (Z) Less than half of the unit shown. See "Census of Agriculture, Volume 1, Geographic Area Series" for complete footnotes.

¹ Universe is number of municipios in Puerto Rico with item.