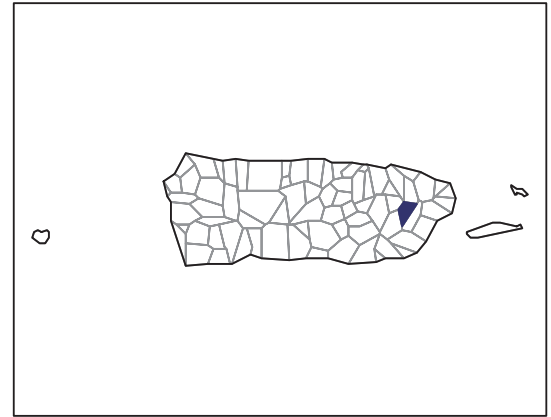


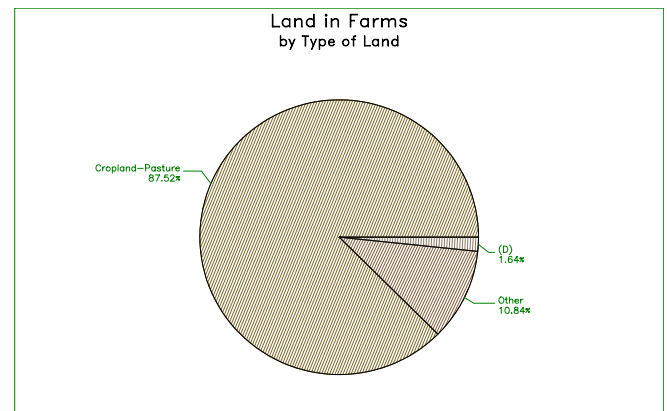
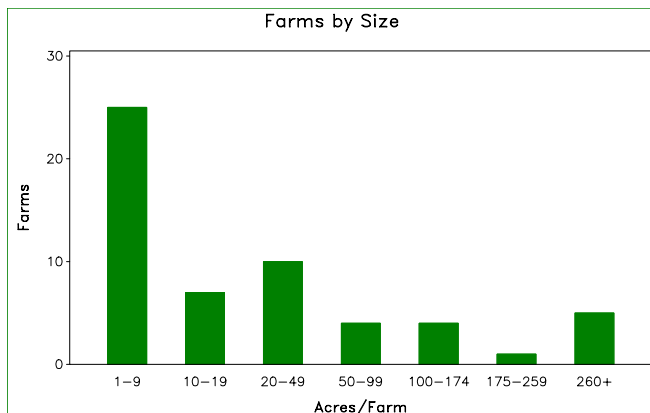
# 2007 CENSUS OF AGRICULTURE

## Municipio Profile

### Juncos, Puerto Rico



	2007	2002	% change
<b>Number of Farms</b>	56	78	- 28
<b>Land in Farms</b>	6,276 cuerdas	7,784 cuerdas	- 19
<b>Average Size of Farm</b>	112 cuerdas	100 cuerdas	+ 12
<b>Market Value of Production</b>	\$5,043,651	\$6,964,196	- 28
Crop Sales \$729,520 (14 percent)			
Livestock Sales \$4,314,131 (86 percent)			
Average Per Farm	\$90,065	\$89,285	+ 1
<b>Government Payments</b>	\$182,179	\$543,530	- 66



# 2007 CENSUS OF AGRICULTURE

## Municipio Profile

### Juncos, Puerto Rico

#### Ranked items among the 78 Puerto Rico municipios

Item	Quantity	Rank	Universe <sup>1</sup>
<b>MARKET VALUE OF AGRICULTURAL PRODUCTS SOLD (\$)</b>			
Total value of agricultural products sold	5,043,651	35	77
Value of crops including nursery and greenhouse	729,520	57	77
Value of livestock, poultry, and their products	4,314,131	16	75
<b>VALUE OF SALES BY COMMODITY GROUP (\$)</b>			
Horticulture specialties	(D)	(D)	66
Plantains	(D)	(D)	76
Coffee	2,274	52	59
Vegetables or melons	(D)	(D)	68
Fruit	2,148	66	73
Bananas	(D)	(D)	71
Root crops or tubers	5,516	50	69
Grains	3,820	43	72
Grasses and other crops	(-)	(-)	48
Poultry and eggs	(D)	(D)	67
Cattle and calves	605,036	20	73
Milk products	3,636,873	12	43
Hogs and pigs	60,684	28	68
Aquaculture	(-)	(-)	18
Other livestock and other livestock products	(D)	(D)	68
<b>TOP LIVESTOCK INVENTORY ITEMS (number)</b>			
Cattle and calves	6,032	14	76
Hogs and pigs	1,211	17	74
Poultry	395	63	73
Horses	166	41	76
Sheep	(D)	68	70
<b>TOP CROP ITEMS (cuerdas)</b>			
Vegetables	(D)	30	68
Plantains	25	64	76
Coffee	4	53	59
Oranges <sup>2</sup>	(D)	(D)	74
Pigeon peas <sup>2</sup>	(D)	(D)	59

#### Other Municipio Highlights

Economic Characteristics	Quantity
Farms by value of sales	
\$60,000 or more	7
\$40,000 to \$59,999	(-)
\$20,000 to \$39,999	5
\$10,000 to \$19,999	6
\$7,500 to \$9,999	(-)
\$5,000 to \$7,499	8
\$2,500 to \$4,999	12
\$1,000 to \$2,499	11
Less than \$1,000	7
Farm production expenses (\$)	
Wages and salaries	644,636
Contract labor	(D)

Operator Characteristics	Quantity
Principal operators by primary occupation:	
Farming	22
Other	32
Not reported	2
Principal operators by sex:	
Male	52
Female	3
Not reported	1
All operators by highest level of school attended:	
None	(-)
Elementary	13
Secondary	18
High school diploma	4
Some college	7
Bachelor's degree	4
Master's or PhD	4
Not reported	6

(D) Cannot be disclosed. (Z) Less than half of the unit shown. See "Census of Agriculture, Volume 1, Geographic Area Series" for complete footnotes.

<sup>1</sup> Universe is number of municipios in Puerto Rico with item.

<sup>2</sup> Items with a rank that cannot be disclosed are separated by a blank line, position in table does not indicate rank.