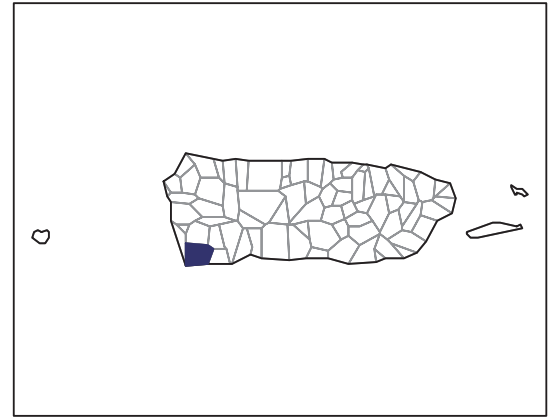


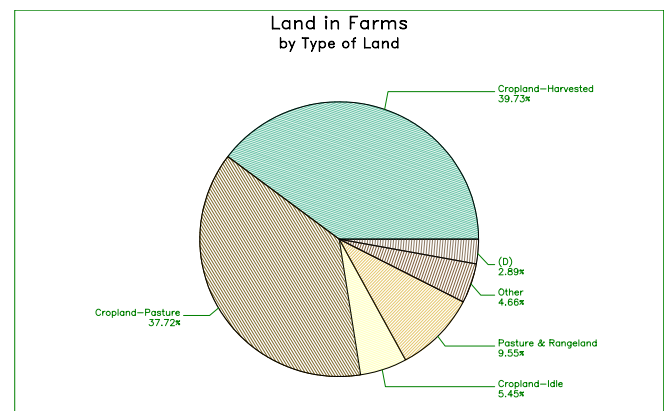
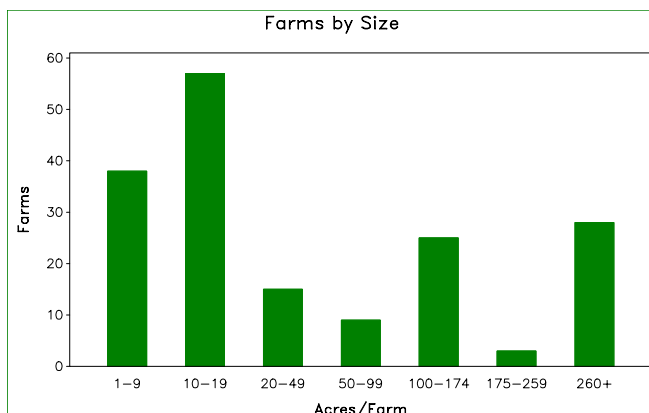
2007 CENSUS OF AGRICULTURE

Municipio Profile

Lajas, Puerto Rico



	2007	2002	% change
Number of Farms	175	160	+ 9
Land in Farms	21,226 cuerdas	24,511 cuerdas	- 13
Average Size of Farm	121 cuerdas	153 cuerdas	- 21
Market Value of Production	\$8,340,537	\$5,427,095	+ 54
Crop Sales \$5,864,047 (70 percent)			
Livestock Sales \$2,476,490 (30 percent)			
Average Per Farm	\$47,660	\$33,919	+ 41
Government Payments	\$3,243,091	\$706,401	+ 359



2007 CENSUS OF AGRICULTURE

Municipio Profile

Lajas, Puerto Rico

Ranked items among the 78 Puerto Rico municipios

Item	Quantity	Rank	Universe ¹
MARKET VALUE OF AGRICULTURAL PRODUCTS SOLD (\$)			
Total value of agricultural products sold	8,340,537	19	77
Value of crops including nursery and greenhouse	5,864,047	9	77
Value of livestock, poultry, and their products	2,476,490	26	75
VALUE OF SALES BY COMMODITY GROUP (\$)			
Horticulture specialties	(D)	(D)	66
Plantains	32,000	65	76
Coffee	(D)	(D)	59
Vegetables or melons	285,290	16	68
Fruit	(D)	(D)	73
Bananas	(D)	(D)	71
Root crops or tubers	(D)	(D)	69
Grains	(D)	(D)	72
Grasses and other crops	4,566,044	1	48
Poultry and eggs	(D)	(D)	67
Cattle and calves	561,418	21	73
Milk products	1,147,000	20	43
Hogs and pigs	(D)	(D)	68
Aquaculture	248,926	2	18
Other livestock and other livestock products	22,307	27	68
TOP LIVESTOCK INVENTORY ITEMS (number)			
Poultry	(D)	21	73
Cattle and calves	5,058	17	76
Hogs and pigs	738	35	74
Sheep	692	2	70
Rabbits	540	11	66
TOP CROP ITEMS (cuerdas)			
Grasses or other crops	7,885	1	55
Pineapples	212	1	35
Vegetables	55	23	68
Avocados	26	11	70
Mangoes	(D)	3	37

Other Municipio Highlights

Economic Characteristics	Quantity
Farms by value of sales	
\$60,000 or more	28
\$40,000 to \$59,999	4
\$20,000 to \$39,999	28
\$10,000 to \$19,999	14
\$7,500 to \$9,999	7
\$5,000 to \$7,499	20
\$2,500 to \$4,999	12
\$1,000 to \$2,499	17
Less than \$1,000	45
Farm production expenses (\$)	
Wages and salaries	2,003,364
Contract labor	55,803

Operator Characteristics	Quantity
Principal operators by primary occupation:	
Farming	54
Other	111
Not reported	10
Principal operators by sex:	
Male	167
Female	4
Not reported	4
All operators by highest level of school attended:	
None	1
Elementary	35
Secondary	45
High school diploma	12
Some college	43
Bachelor's degree	25
Master's or PhD	11
Not reported	3

(D) Cannot be disclosed. (Z) Less than half of the unit shown. See "Census of Agriculture, Volume 1, Geographic Area Series" for complete footnotes.

¹ Universe is number of municipios in Puerto Rico with item.