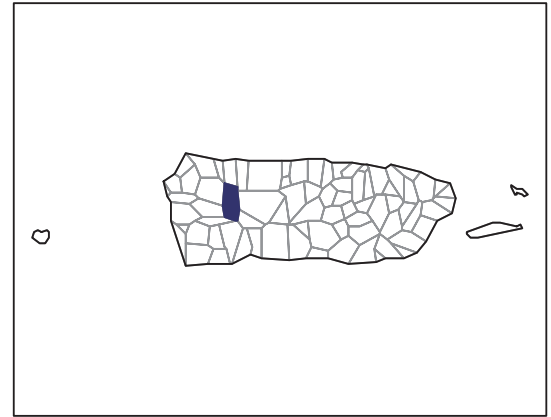


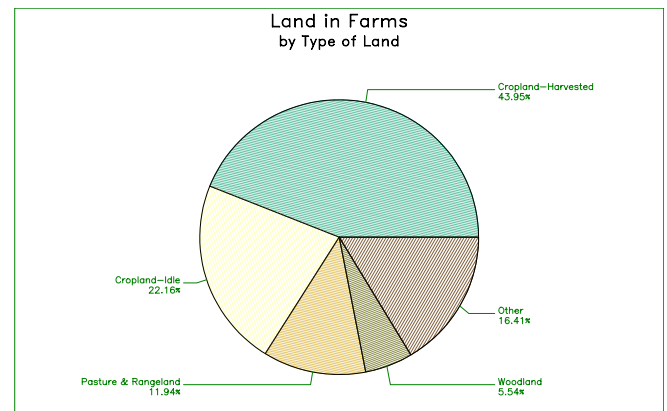
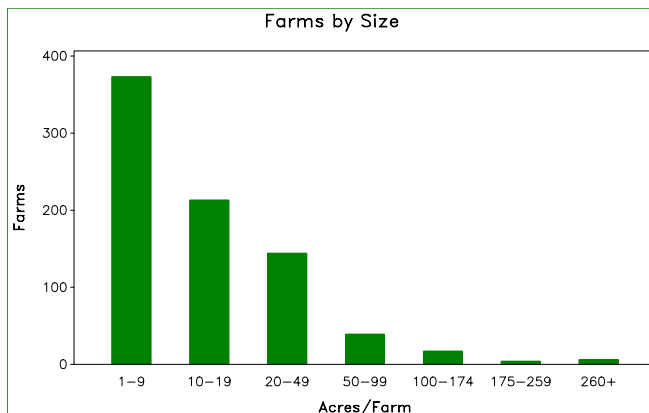
2007 CENSUS OF AGRICULTURE

Municipio Profile

Lares, Puerto Rico



	2007	2002	% change
Number of Farms	796	1,209	- 34
Land in Farms	16,112 cuerdas	19,432 cuerdas	- 17
Average Size of Farm	20 cuerdas	16 cuerdas	+ 26
Market Value of Production	\$11,755,225	\$11,777,715	- 0
Crop Sales \$10,513,607 (89 percent)			
Livestock Sales \$1,241,618 (11 percent)			
Average Per Farm	\$14,768	\$9,742	+ 52
Government Payments	\$806,136	\$1,500,387	- 46



2007 CENSUS OF AGRICULTURE

Municipio Profile

Lares, Puerto Rico

Ranked items among the 78 Puerto Rico municipios

Item	Quantity	Rank	Universe ¹
MARKET VALUE OF AGRICULTURAL PRODUCTS SOLD (\$)			
Total value of agricultural products sold	11,755,225	10	77
Value of crops including nursery and greenhouse	10,513,607	3	77
Value of livestock, poultry, and their products	1,241,618	38	75
VALUE OF SALES BY COMMODITY GROUP (\$)			
Horticulture specialties	258,000	40	66
Plantains	1,772,340	9	76
Coffee	4,341,828	2	59
Vegetables or melons	538,457	10	68
Fruit	1,677,276	3	73
Bananas	1,817,926	2	71
Root crops or tubers	31,530	31	69
Grains	67,638	6	72
Grasses and other crops	(-)	(-)	48
Poultry and eggs	17,372	31	67
Cattle and calves	142,540	55	73
Milk products	(D)	(D)	43
Hogs and pigs	(D)	(D)	68
Aquaculture	(-)	(-)	18
Other livestock and other livestock products	210,163	3	68
TOP LIVESTOCK INVENTORY ITEMS (number)			
Poultry	3,403	29	73
Cattle and calves	1,072	58	76
Hogs and pigs	905	29	74
Rabbits	757	8	66
Horses	541	2	76
TOP CROP ITEMS (cuerdas)			
Coffee	4,478	2	59
Oranges	1,852	1	74
Bananas	1,360	1	73
Plantains	717	5	76
Vegetables	50	24	68

Other Municipio Highlights

Economic Characteristics	Quantity
Farms by value of sales	
\$60,000 or more	30
\$40,000 to \$59,999	32
\$20,000 to \$39,999	66
\$10,000 to \$19,999	121
\$7,500 to \$9,999	55
\$5,000 to \$7,499	68
\$2,500 to \$4,999	124
\$1,000 to \$2,499	140
Less than \$1,000	160
Farm production expenses (\$)	
Wages and salaries	3,904,816
Contract labor	52,754

Operator Characteristics	Quantity
Principal operators by primary occupation:	
Farming	331
Other	377
Not reported	88
Principal operators by sex:	
Male	667
Female	85
Not reported	44
All operators by highest level of school attended:	
None	12
Elementary	201
Secondary	229
High school diploma	131
Some college	86
Bachelor's degree	69
Master's or PhD	18
Not reported	50

(D) Cannot be disclosed. (Z) Less than half of the unit shown. See "Census of Agriculture, Volume 1, Geographic Area Series" for complete footnotes.

¹ Universe is number of municipios in Puerto Rico with item.