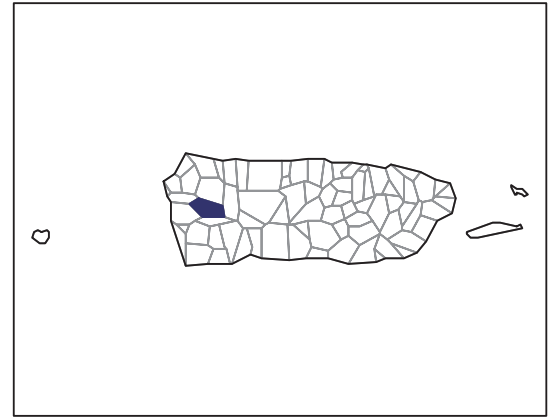


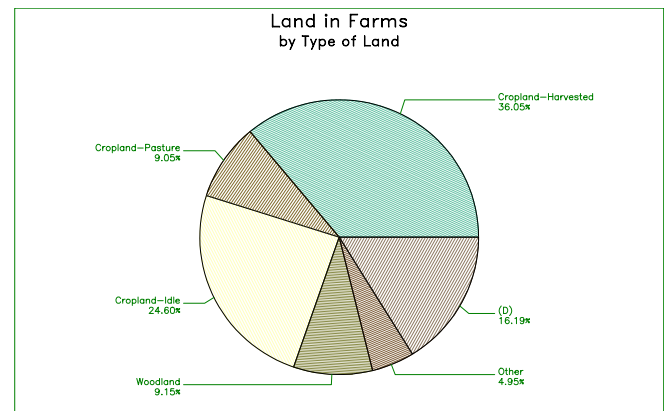
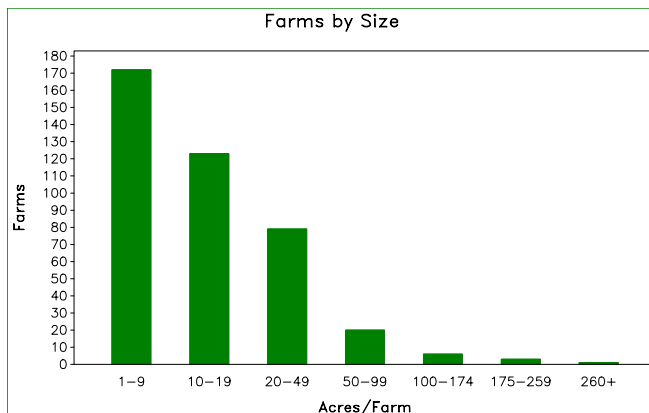
2007 CENSUS OF AGRICULTURE

Municipio Profile

Las Marías, Puerto Rico



	2007	2002	% change
Number of Farms	404	693	- 42
Land in Farms	7,734 cuerdas	12,149 cuerdas	- 36
Average Size of Farm	19 cuerdas	18 cuerdas	+ 9
Market Value of Production	\$4,395,117	\$5,855,555	- 25
Crop Sales \$3,986,445 (91 percent)			
Livestock Sales \$408,672 (9 percent)			
Average Per Farm	\$10,879	\$8,450	+ 29
Government Payments	\$264,371	\$627,917	- 58



2007 CENSUS OF AGRICULTURE

Municipio Profile

Las Marías, Puerto Rico

Ranked items among the 78 Puerto Rico municipios

Item	Quantity	Rank	Universe ¹
MARKET VALUE OF AGRICULTURAL PRODUCTS SOLD (\$)			
Total value of agricultural products sold	4,395,117	37	77
Value of crops including nursery and greenhouse	3,986,445	20	77
Value of livestock, poultry, and their products	408,672	59	75
VALUE OF SALES BY COMMODITY GROUP (\$)			
Horticulture specialties	94,700	55	66
Plantains	787,570	18	76
Coffee	2,272,310	9	59
Vegetables or melons	(D)	(D)	68
Fruit	408,390	7	73
Bananas	151,612	12	71
Root crops or tubers	22,625	37	69
Grains	24,794	17	72
Grasses and other crops	(D)	(D)	48
Poultry and eggs	(D)	(D)	67
Cattle and calves	61,940	69	73
Milk products	(D)	(D)	43
Hogs and pigs	110,297	13	68
Aquaculture	(D)	(D)	18
Other livestock and other livestock products	178,335	4	68
TOP LIVESTOCK INVENTORY ITEMS (number)			
Poultry	2,352	35	73
Hogs and pigs	1,408	15	74
Cattle and calves	458	69	76
Horses	310	12	76
Rabbits	124	34	66
TOP CROP ITEMS (cuerdas)			
Coffee	2,204	8	59
Oranges	478	5	74
Plantains	346	21	76
Bananas	210	9	73
Vegetables	15	40	68

Other Municipio Highlights

Economic Characteristics	Quantity
Farms by value of sales	
\$60,000 or more	10
\$40,000 to \$59,999	7
\$20,000 to \$39,999	27
\$10,000 to \$19,999	64
\$7,500 to \$9,999	24
\$5,000 to \$7,499	35
\$2,500 to \$4,999	63
\$1,000 to \$2,499	72
Less than \$1,000	102
Farm production expenses (\$)	
Wages and salaries	1,660,530
Contract labor	15,109

Operator Characteristics	Quantity
Principal operators by primary occupation:	
Farming	139
Other	207
Not reported	58
Principal operators by sex:	
Male	318
Female	44
Not reported	42
All operators by highest level of school attended:	
None	9
Elementary	110
Secondary	113
High school diploma	72
Some college	27
Bachelor's degree	21
Master's or PhD	10
Not reported	42

(D) Cannot be disclosed. (Z) Less than half of the unit shown. See "Census of Agriculture, Volume 1, Geographic Area Series" for complete footnotes.

¹ Universe is number of municipios in Puerto Rico with item.