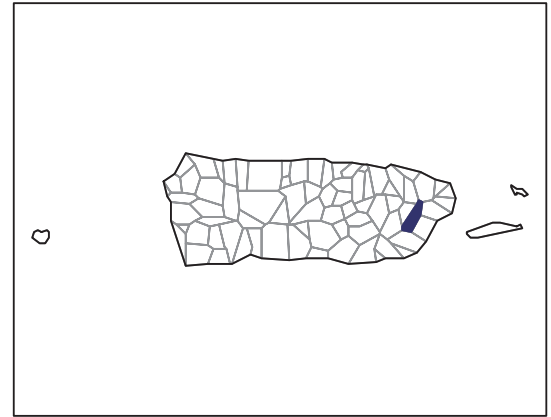


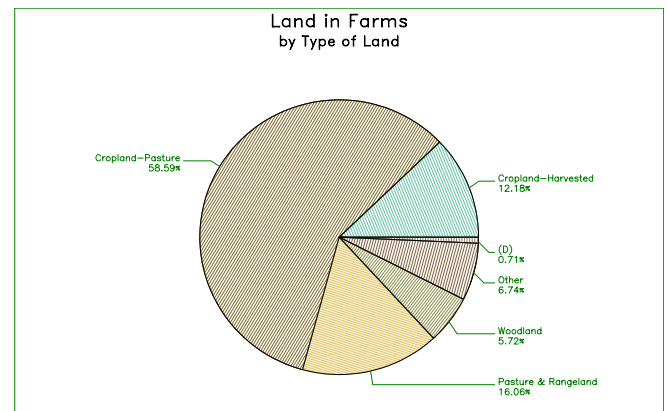
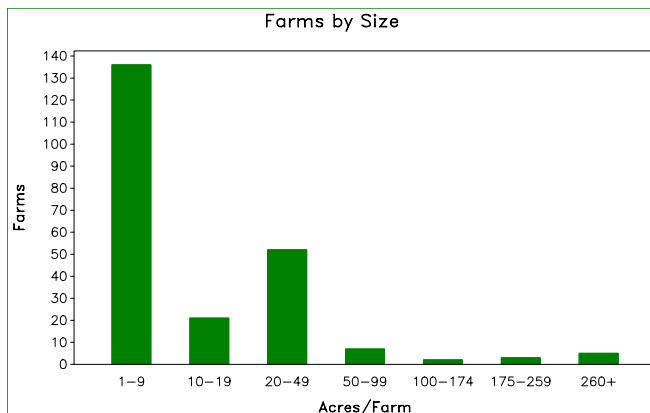
# 2007 CENSUS OF AGRICULTURE

## Municipio Profile

### Las Piedras, Puerto Rico



	2007	2002	% change
<b>Number of Farms</b>	226	130	+ 74
<b>Land in Farms</b>	5,950 cuerdas	11,236 cuerdas	- 47
<b>Average Size of Farm</b>	26 cuerdas	86 cuerdas	- 70
<b>Market Value of Production</b>	\$6,425,249	\$6,361,588	+ 1
Crop Sales \$1,790,114 (28 percent)			
Livestock Sales \$4,635,135 (72 percent)			
<b>Average Per Farm</b>	\$28,430	\$48,935	- 42
<b>Government Payments</b>	\$238,935	(D)	



# 2007 CENSUS OF AGRICULTURE

## Municipio Profile

### Las Piedras, Puerto Rico

#### Ranked items among the 78 Puerto Rico municipios

Item	Quantity	Rank	Universe <sup>1</sup>
<b>MARKET VALUE OF AGRICULTURAL PRODUCTS SOLD (\$)</b>			
Total value of agricultural products sold	6,425,249	28	77
Value of crops including nursery and greenhouse	1,790,114	32	77
Value of livestock, poultry, and their products	4,635,135	15	75
<b>VALUE OF SALES BY COMMODITY GROUP (\$)</b>			
Horticulture specialties	(D)	(D)	66
Plantains	1,518,885	11	76
Coffee	(D)	(D)	59
Vegetables or melons	35,774	40	68
Fruit	2,692	64	73
Bananas	29,442	22	71
Root crops or tubers	186,470	9	69
Grains	(D)	(D)	72
Grasses and other crops	(D)	(D)	48
Poultry and eggs	70,965	26	67
Cattle and calves	656,031	18	73
Milk products	3,752,716	10	43
Hogs and pigs	133,270	11	68
Aquaculture	(-)	(-)	18
Other livestock and other livestock products	22,153	28	68
<b>TOP LIVESTOCK INVENTORY ITEMS (number)</b>			
Cattle and calves	4,891	19	76
Poultry	3,633	27	73
Hogs and pigs	1,389	16	74
Sheep	339	9	70
Rabbits	290	18	66
<b>TOP CROP ITEMS (cuerdas)</b>			
Plantains	516	14	76
Bananas	86	15	73
Yams	46	8	65
Vegetables	39	26	68
Grasses or other crops <sup>2</sup>	(D)	(D)	55

#### Other Municipio Highlights

Economic Characteristics	Quantity
Farms by value of sales	
\$60,000 or more	13
\$40,000 to \$59,999	7
\$20,000 to \$39,999	12
\$10,000 to \$19,999	26
\$7,500 to \$9,999	11
\$5,000 to \$7,499	24
\$2,500 to \$4,999	27
\$1,000 to \$2,499	44
Less than \$1,000	62
Farm production expenses (\$)	
Wages and salaries	1,166,488
Contract labor	(D)

Operator Characteristics	Quantity
Principal operators by primary occupation:	
Farming	54
Other	167
Not reported	5
Principal operators by sex:	
Male	205
Female	15
Not reported	6
All operators by highest level of school attended:	
None	1
Elementary	61
Secondary	67
High school diploma	35
Some college	26
Bachelor's degree	18
Master's or PhD	3
Not reported	15

(D) Cannot be disclosed. (Z) Less than half of the unit shown. See "Census of Agriculture, Volume 1, Geographic Area Series" for complete footnotes.

<sup>1</sup> Universe is number of municipios in Puerto Rico with item.

<sup>2</sup> Items with a rank that cannot be disclosed are separated by a blank line, position in table does not indicate rank.