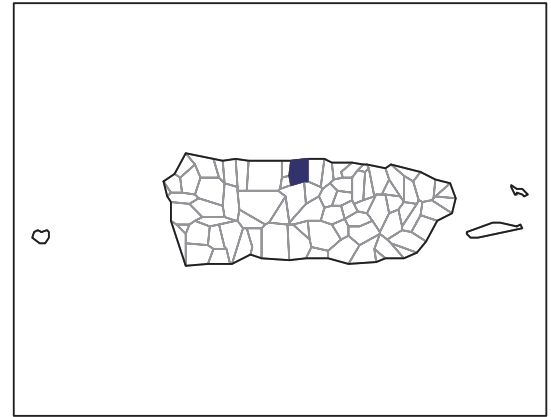


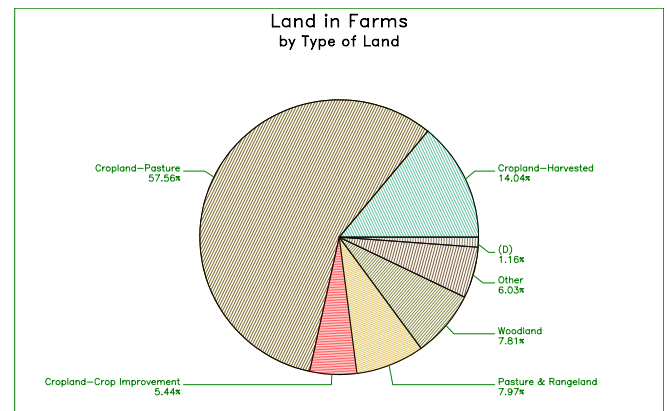
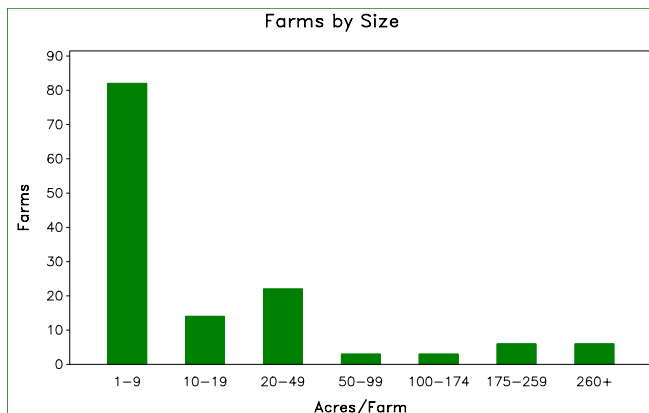
2007 CENSUS OF AGRICULTURE

Municipio Profile

Manatí, Puerto Rico



	2007	2002	% change
Number of Farms	136	64	+ 113
Land in Farms	6,954 cuerdas	11,149 cuerdas	- 38
Average Size of Farm	51 cuerdas	174 cuerdas	- 71
Market Value of Production	\$10,854,295	\$13,056,027	- 17
Crop Sales \$930,880 (9 percent)			
Livestock Sales \$9,923,415 (91 percent)			
Average Per Farm	\$79,811	\$204,000	- 61
Government Payments	\$210,196	\$1,123,820	- 81



2007 CENSUS OF AGRICULTURE

Municipio Profile

Manatí, Puerto Rico

Ranked items among the 78 Puerto Rico municipios

Item	Quantity	Rank	Universe ¹
MARKET VALUE OF AGRICULTURAL PRODUCTS SOLD (\$)			
Total value of agricultural products sold	10,854,295	13	77
Value of crops including nursery and greenhouse	930,880	50	77
Value of livestock, poultry, and their products	9,923,415	9	75
VALUE OF SALES BY COMMODITY GROUP (\$)			
Horticulture specialties	(-)	(-)	66
Plantains	236,070	39	76
Coffee	(-)	(-)	59
Vegetables or melons	(D)	(D)	68
Fruit	79,437	22	73
Bananas	17,334	30	71
Root crops or tubers	55,417	19	69
Grains	7,337	37	72
Grasses and other crops	514,820	6	48
Poultry and eggs	42,520	28	67
Cattle and calves	854,482	12	73
Milk products	8,909,954	6	43
Hogs and pigs	(D)	(D)	68
Aquaculture	(D)	(D)	18
Other livestock and other livestock products	25,740	21	68
TOP LIVESTOCK INVENTORY ITEMS (number)			
Cattle and calves	6,210	11	76
Poultry	1,631	41	73
Hogs and pigs	1,180	19	74
Horses	252	18	76
Sheep	128	30	70
TOP CROP ITEMS (cuerdas)			
Grasses or other crops	711	15	55
Avocados	162	1	70
Plantains	81	42	76
Bananas	28	28	73
Pineapples	20	2	35

Other Municipio Highlights

Economic Characteristics	Quantity
Farms by value of sales	
\$60,000 or more	15
\$40,000 to \$59,999	3
\$20,000 to \$39,999	3
\$10,000 to \$19,999	11
\$7,500 to \$9,999	2
\$5,000 to \$7,499	4
\$2,500 to \$4,999	11
\$1,000 to \$2,499	15
Less than \$1,000	72
Farm production expenses (\$)	
Wages and salaries	754,315
Contract labor	10,050

Operator Characteristics	Quantity
Principal operators by primary occupation:	
Farming	30
Other	101
Not reported	5
Principal operators by sex:	
Male	119
Female	13
Not reported	4
All operators by highest level of school attended:	
None	(-)
Elementary	26
Secondary	39
High school diploma	30
Some college	18
Bachelor's degree	12
Master's or PhD	6
Not reported	5

(D) Cannot be disclosed. (Z) Less than half of the unit shown. See "Census of Agriculture, Volume 1, Geographic Area Series" for complete footnotes.

¹ Universe is number of municipios in Puerto Rico with item.