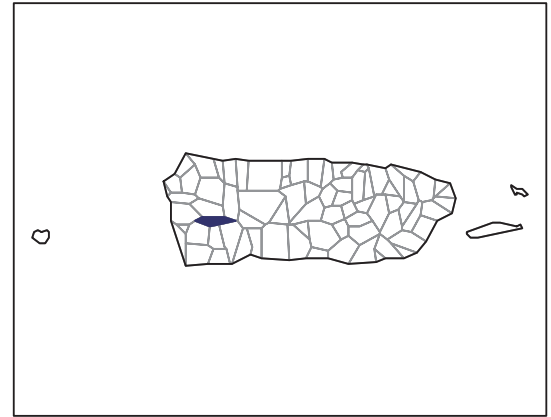


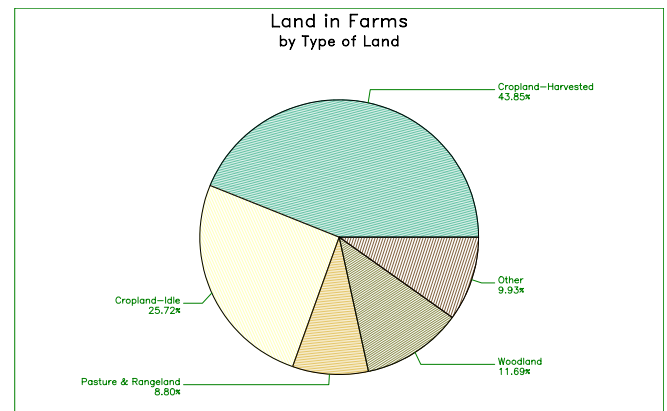
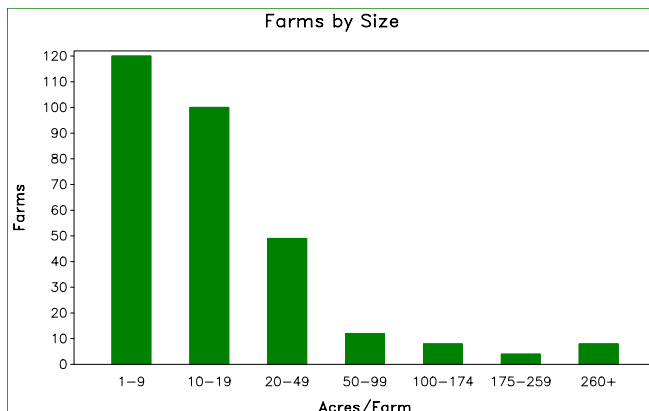
# 2007 CENSUS OF AGRICULTURE

## Municipio Profile

### Maricao, Puerto Rico



	2007	2002	% change
<b>Number of Farms</b>	301	439	- 31
<b>Land in Farms</b>	8,442 cuerdas	9,911 cuerdas	- 15
<b>Average Size of Farm</b>	28 cuerdas	23 cuerdas	+ 24
<b>Market Value of Production</b>	\$5,347,515	\$4,696,019	+ 14
Crop Sales \$5,345,394 (100 percent)			
Livestock Sales \$2,121 (0 percent)			
<b>Average Per Farm</b>	\$17,766	\$10,697	+ 66
<b>Government Payments</b>	\$494,252	\$745,749	- 34



# 2007 CENSUS OF AGRICULTURE

## Municipio Profile

### Maricao, Puerto Rico

#### Ranked items among the 78 Puerto Rico municipios

Item	Quantity	Rank	Universe <sup>1</sup>
<b>MARKET VALUE OF AGRICULTURAL PRODUCTS SOLD (\$)</b>			
Total value of agricultural products sold	5,347,515	31	77
Value of crops including nursery and greenhouse	5,345,394	11	77
Value of livestock, poultry, and their products	2,121	75	75
<b>VALUE OF SALES BY COMMODITY GROUP (\$)</b>			
Horticulture specialties	329,851	33	66
Plantains	(D)	(D)	76
Coffee	4,039,671	4	59
Vegetables or melons	6,120	54	68
Fruit	341,610	8	73
Bananas	258,517	7	71
Root crops or tubers	18,615	41	69
Grains	2,624	48	72
Grasses and other crops	(D)	(D)	48
Poultry and eggs	(D)	(D)	67
Cattle and calves	(-)	(-)	73
Milk products	(-)	(-)	43
Hogs and pigs	(D)	(D)	68
Aquaculture	(-)	(-)	18
Other livestock and other livestock products	(-)	(-)	68
<b>TOP LIVESTOCK INVENTORY ITEMS (number)</b>			
Poultry	1,372	44	73
Cattle and calves	38	75	76
Horses	33	73	76
Rabbits	(D)	61	66
Hogs and pigs	8	73	74
<b>TOP CROP ITEMS (cuerdas)</b>			
Coffee	3,029	5	59
Bananas	479	5	73
Oranges	417	6	74
Plantains	215	25	76
Grapefruit	56	1	67

#### Other Municipio Highlights

Economic Characteristics	Quantity
Farms by value of sales	
\$60,000 or more	21
\$40,000 to \$59,999	8
\$20,000 to \$39,999	29
\$10,000 to \$19,999	39
\$7,500 to \$9,999	15
\$5,000 to \$7,499	36
\$2,500 to \$4,999	39
\$1,000 to \$2,499	57
Less than \$1,000	57
Farm production expenses (\$)	
Wages and salaries	3,238,732
Contract labor	85,522

Operator Characteristics	Quantity
Principal operators by primary occupation:	
Farming	149
Other	124
Not reported	28
Principal operators by sex:	
Male	254
Female	34
Not reported	13
All operators by highest level of school attended:	
None	10
Elementary	96
Secondary	72
High school diploma	58
Some college	16
Bachelor's degree	23
Master's or PhD	13
Not reported	13

(D) Cannot be disclosed. (Z) Less than half of the unit shown. See "Census of Agriculture, Volume 1, Geographic Area Series" for complete footnotes.

<sup>1</sup> Universe is number of municipios in Puerto Rico with item.