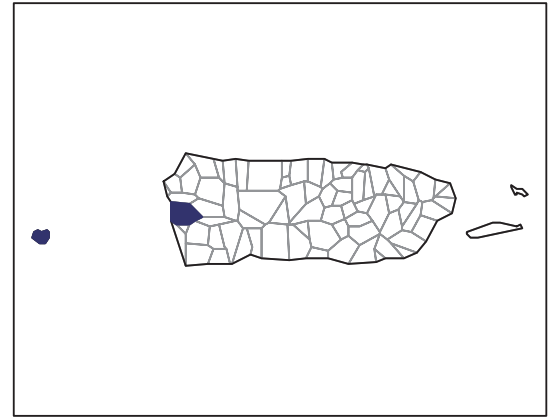


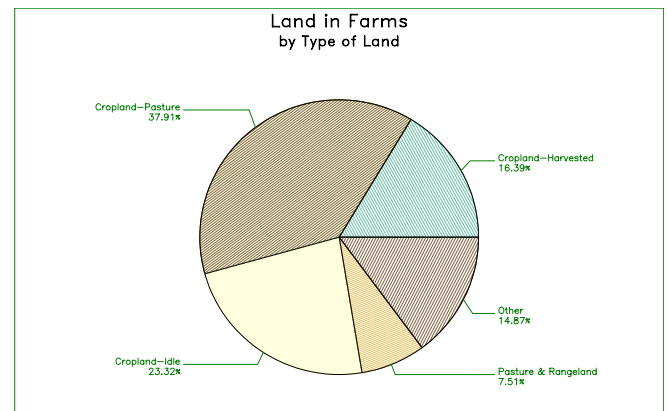
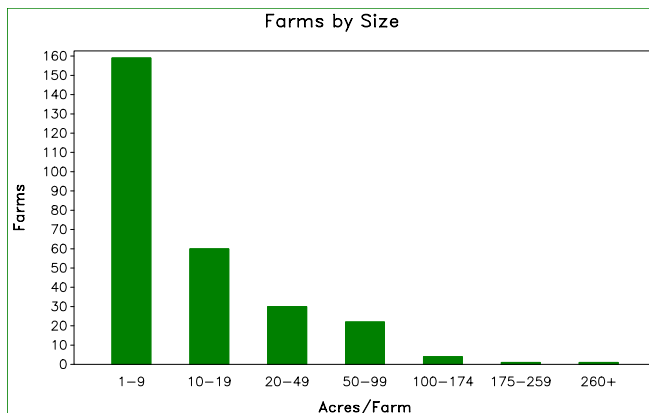
2007 CENSUS OF AGRICULTURE

Municipio Profile

Mayagüez, Puerto Rico



	2007	2002	% change
Number of Farms	277	384	- 28
Land in Farms	4,689 cuerdas	10,923 cuerdas	- 57
Average Size of Farm	17 cuerdas	28 cuerdas	- 40
Market Value of Production	\$1,269,313	\$3,534,608	- 64
Crop Sales \$1,098,085 (87 percent)			
Livestock Sales \$171,228 (13 percent)			
Average Per Farm	\$4,582	\$9,205	- 50
Government Payments	\$108,350	\$635,450	- 83



2007 CENSUS OF AGRICULTURE

Municipio Profile

Mayagüez, Puerto Rico

Ranked items among the 78 Puerto Rico municipios

Item	Quantity	Rank	Universe ¹
MARKET VALUE OF AGRICULTURAL PRODUCTS SOLD (\$)			
Total value of agricultural products sold	1,269,313	60	77
Value of crops including nursery and greenhouse	1,098,085	47	77
Value of livestock, poultry, and their products	171,228	69	75
VALUE OF SALES BY COMMODITY GROUP (\$)			
Horticulture specialties	173,179	46	66
Plantains	369,800	29	76
Coffee	422,069	14	59
Vegetables or melons	11,823	51	68
Fruit	94,293	19	73
Bananas	21,080	29	71
Root crops or tubers	2,138	60	69
Grains	(D)	(D)	72
Grasses and other crops	(-)	(-)	48
Poultry and eggs	(D)	(D)	67
Cattle and calves	75,705	66	73
Milk products	(-)	(-)	43
Hogs and pigs	(D)	(D)	68
Aquaculture	(-)	(-)	18
Other livestock and other livestock products	67,555	13	68
TOP LIVESTOCK INVENTORY ITEMS (number)			
Rabbits	3,690	2	66
Cattle and calves	1,255	52	76
Hogs and pigs	288	52	74
Goats	190	11	71
Horses	171	38	76
TOP CROP ITEMS (cuerdas)			
Coffee	590	14	59
Plantains	87	39	76
Oranges	69	13	74
Bananas	32	25	73
Grapefruit	(D)	3	67

Other Municipio Highlights

Economic Characteristics	Quantity
Farms by value of sales	
\$60,000 or more	3
\$40,000 to \$59,999	2
\$20,000 to \$39,999	5
\$10,000 to \$19,999	13
\$7,500 to \$9,999	7
\$5,000 to \$7,499	9
\$2,500 to \$4,999	48
\$1,000 to \$2,499	53
Less than \$1,000	137
Farm production expenses (\$)	
Wages and salaries	590,520
Contract labor	17,700

Operator Characteristics	Quantity
Principal operators by primary occupation:	
Farming	30
Other	207
Not reported	40
Principal operators by sex:	
Male	225
Female	30
Not reported	22
All operators by highest level of school attended:	
None	6
Elementary	51
Secondary	27
High school diploma	51
Some college	46
Bachelor's degree	33
Master's or PhD	52
Not reported	11

(D) Cannot be disclosed. (Z) Less than half of the unit shown. See "Census of Agriculture, Volume 1, Geographic Area Series" for complete footnotes.

¹ Universe is number of municipios in Puerto Rico with item.