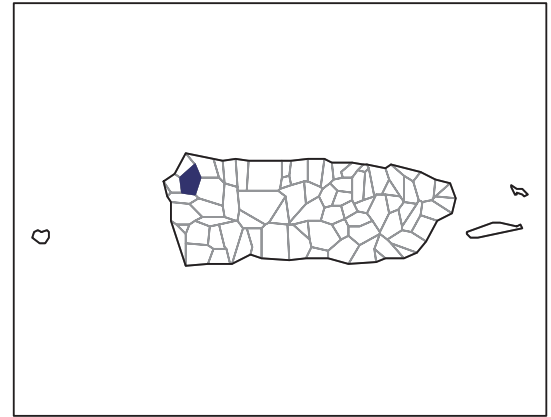


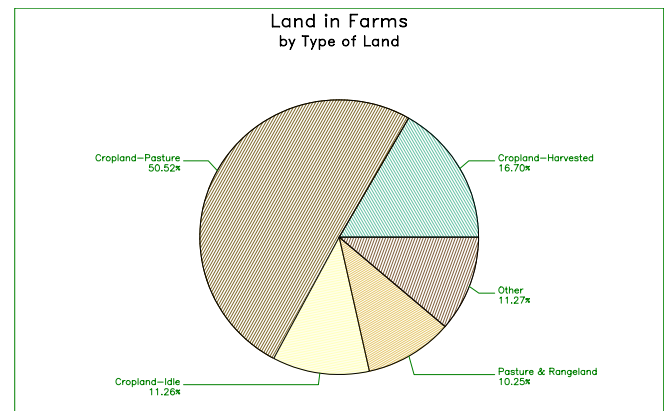
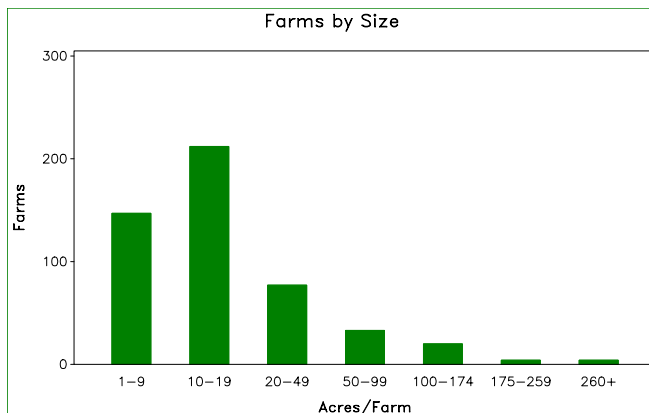
# 2007 CENSUS OF AGRICULTURE

## Municipio Profile

### Moca, Puerto Rico



	2007	2002	% change
<b>Number of Farms</b>	497	266	+ 87
<b>Land in Farms</b>	13,622 cuerdas	8,987 cuerdas	+ 52
<b>Average Size of Farm</b>	27 cuerdas	34 cuerdas	- 19
<b>Market Value of Production</b>	\$8,532,568	\$5,381,499	+ 59
Crop Sales \$3,127,564 (37 percent)			
Livestock Sales \$5,405,004 (63 percent)			
<b>Average Per Farm</b>	\$17,168	\$20,231	- 15
<b>Government Payments</b>	\$340,639	\$643,524	- 47



# 2007 CENSUS OF AGRICULTURE

## Municipio Profile

### Moca, Puerto Rico

#### Ranked items among the 78 Puerto Rico municipios

Item	Quantity	Rank	Universe <sup>1</sup>
<b>MARKET VALUE OF AGRICULTURAL PRODUCTS SOLD (\$)</b>			
Total value of agricultural products sold	8,532,568	18	77
Value of crops including nursery and greenhouse	3,127,564	26	77
Value of livestock, poultry, and their products	5,405,004	14	75
<b>VALUE OF SALES BY COMMODITY GROUP (\$)</b>			
Horticulture specialties	267,000	38	66
Plantains	1,514,713	12	76
Coffee	134,220	23	59
Vegetables or melons	69,476	30	68
Fruit	154,341	14	73
Bananas	34,265	19	71
Root crops or tubers	429,355	5	69
Grains	20,604	18	72
Grasses and other crops	503,590	7	48
Poultry and eggs	965,962	14	67
Cattle and calves	1,417,001	3	73
Milk products	2,720,999	13	43
Hogs and pigs	192,716	9	68
Aquaculture	(D)	(D)	18
Other livestock and other livestock products	(D)	(D)	68
<b>TOP LIVESTOCK INVENTORY ITEMS (number)</b>			
Poultry	(D)	20	73
Cattle and calves	6,327	10	76
Rabbits	1,750	4	66
Hogs and pigs	1,499	13	74
Sheep	285	12	70
<b>TOP CROP ITEMS (cuerdas)</b>			
Grasses or other crops	900	8	55
Plantains	634	10	76
Coffee	207	22	59
Yams	148	3	65
Oranges	119	10	74

#### Other Municipio Highlights

Economic Characteristics	Quantity
Farms by value of sales	
\$60,000 or more	19
\$40,000 to \$59,999	13
\$20,000 to \$39,999	17
\$10,000 to \$19,999	29
\$7,500 to \$9,999	80
\$5,000 to \$7,499	28
\$2,500 to \$4,999	54
\$1,000 to \$2,499	73
Less than \$1,000	184
Farm production expenses (\$)	
Wages and salaries	1,373,873
Contract labor	123,250

Operator Characteristics	Quantity
Principal operators by primary occupation:	
Farming	157
Other	321
Not reported	19
Principal operators by sex:	
Male	399
Female	86
Not reported	12
All operators by highest level of school attended:	
None	4
Elementary	75
Secondary	77
High school diploma	154
Some college	63
Bachelor's degree	90
Master's or PhD	30
Not reported	4

(D) Cannot be disclosed. (Z) Less than half of the unit shown. See "Census of Agriculture, Volume 1, Geographic Area Series" for complete footnotes.

<sup>1</sup> Universe is number of municipios in Puerto Rico with item.