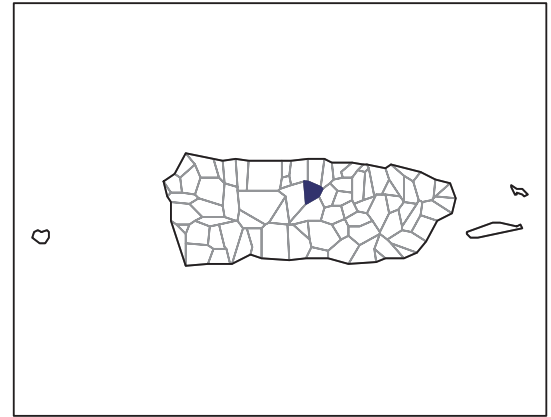


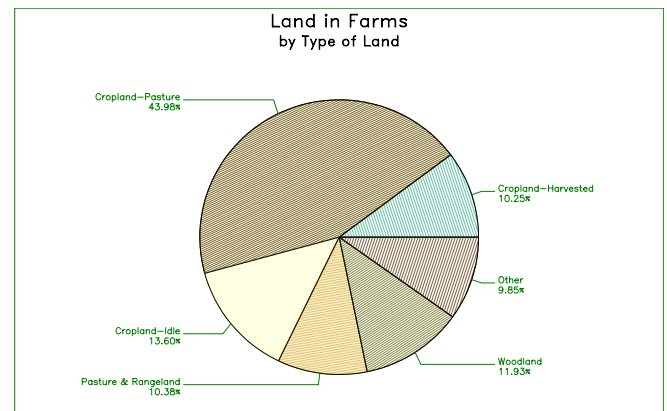
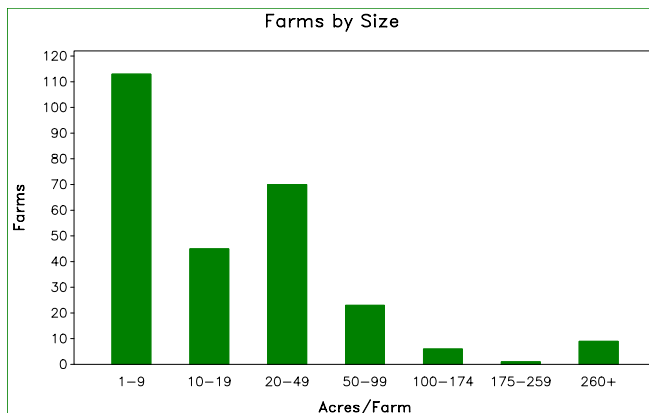
2007 CENSUS OF AGRICULTURE

Municipio Profile

Morovis, Puerto Rico



	2007	2002	% change
Number of Farms	267	314	- 15
Land in Farms	11,341 cuerdas	12,593 cuerdas	- 10
Average Size of Farm	42 cuerdas	40 cuerdas	+ 6
Market Value of Production	\$13,010,860	\$10,284,446	+ 27
Crop Sales \$1,673,291 (13 percent)			
Livestock Sales \$11,337,569 (87 percent)			
Average Per Farm	\$48,730	\$32,753	+ 49
Government Payments	\$337,234	\$821,275	- 59



2007 CENSUS OF AGRICULTURE

Municipio Profile

Morovis, Puerto Rico

Ranked items among the 78 Puerto Rico municipios

Item	Quantity	Rank	Universe ¹
MARKET VALUE OF AGRICULTURAL PRODUCTS SOLD (\$)			
Total value of agricultural products sold	13,010,860	9	77
Value of crops including nursery and greenhouse	1,673,291	35	77
Value of livestock, poultry, and their products	11,337,569	8	75
VALUE OF SALES BY COMMODITY GROUP (\$)			
Horticulture specialties	109,282	53	66
Plantains	998,914	16	76
Coffee	265,444	18	59
Vegetables or melons	20,820	47	68
Fruit	(D)	(D)	73
Bananas	26,083	25	71
Root crops or tubers	23,431	36	69
Grains	11,536	28	72
Grasses and other crops	(D)	(D)	48
Poultry and eggs	(D)	(D)	67
Cattle and calves	(D)	(D)	73
Milk products	6,730,186	8	43
Hogs and pigs	62,878	27	68
Aquaculture	(D)	(D)	18
Other livestock and other livestock products	21,426	29	68
TOP LIVESTOCK INVENTORY ITEMS (number)			
Poultry	(D)	11	73
Cattle and calves	7,498	7	76
Rabbits	435	12	66
Hogs and pigs	414	45	74
Horses	281	15	76
TOP CROP ITEMS (cuerdas)			
Plantains	440	16	76
Grasses or other crops	(D)	22	55
Coffee	282	19	59
Bananas	124	14	73
Vegetables	27	33	68

Other Municipio Highlights

Economic Characteristics	Quantity
Farms by value of sales	
\$60,000 or more	11
\$40,000 to \$59,999	2
\$20,000 to \$39,999	22
\$10,000 to \$19,999	16
\$7,500 to \$9,999	13
\$5,000 to \$7,499	29
\$2,500 to \$4,999	49
\$1,000 to \$2,499	34
Less than \$1,000	91
Farm production expenses (\$)	
Wages and salaries	2,063,659
Contract labor	73,500

Operator Characteristics	Quantity
Principal operators by primary occupation:	
Farming	84
Other	151
Not reported	32
Principal operators by sex:	
Male	236
Female	12
Not reported	19
All operators by highest level of school attended:	
None	(-)
Elementary	79
Secondary	69
High school diploma	34
Some college	27
Bachelor's degree	19
Master's or PhD	8
Not reported	31

(D) Cannot be disclosed. (Z) Less than half of the unit shown. See "Census of Agriculture, Volume 1, Geographic Area Series" for complete footnotes.

¹ Universe is number of municipios in Puerto Rico with item.