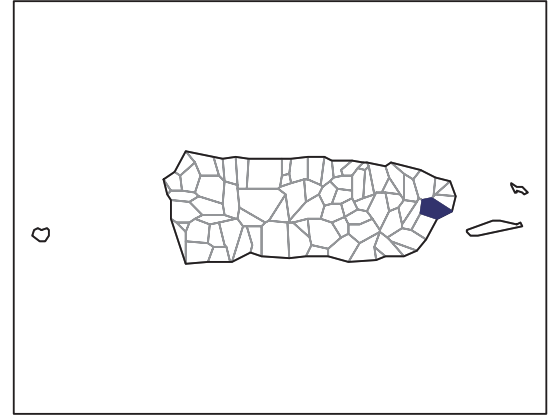


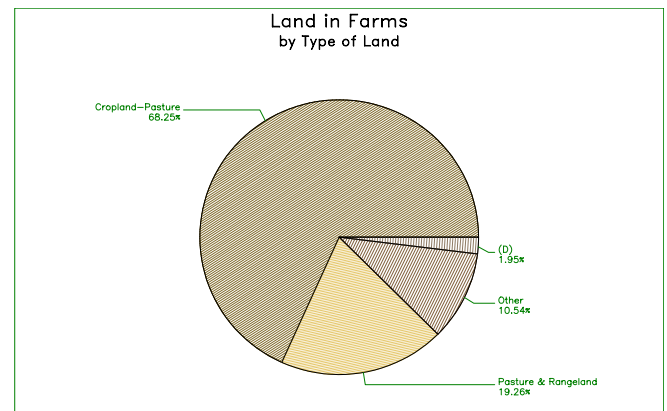
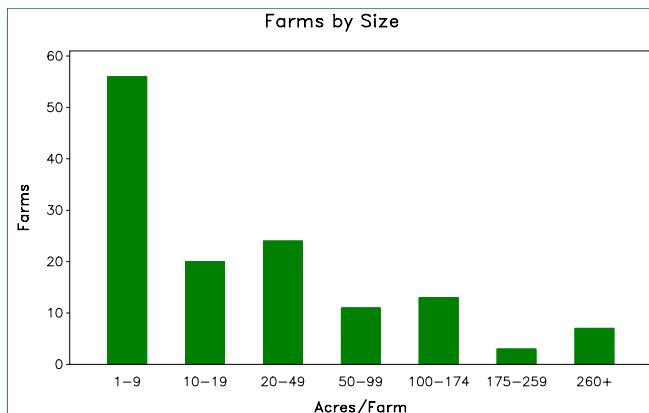
2007 CENSUS OF AGRICULTURE

Municipio Profile

Naguabo, Puerto Rico



	2007	2002	% change
Number of Farms	134	102	+ 31
Land in Farms	7,347 cuerdas	10,227 cuerdas	- 28
Average Size of Farm	55 cuerdas	100 cuerdas	- 45
Market Value of Production	\$6,886,839	\$8,639,179	- 20
Crop Sales \$467,155 (7 percent)			
Livestock Sales \$6,419,684 (93 percent)			
Average Per Farm	\$51,394	\$84,698	- 39
Government Payments	\$445,875	\$659,081	- 32



2007 CENSUS OF AGRICULTURE

Municipio Profile

Naguabo, Puerto Rico

Ranked items among the 78 Puerto Rico municipios

Item	Quantity	Rank	Universe ¹
MARKET VALUE OF AGRICULTURAL PRODUCTS SOLD (\$)			
Total value of agricultural products sold	6,886,839	24	77
Value of crops including nursery and greenhouse	467,155	63	77
Value of livestock, poultry, and their products	6,419,684	13	75
VALUE OF SALES BY COMMODITY GROUP (\$)			
Horticulture specialties	65,110	61	66
Plantains	300,827	35	76
Coffee	(D)	(D)	59
Vegetables or melons	48,650	34	68
Fruit	2,384	65	73
Bananas	14,495	32	71
Root crops or tubers	18,027	42	69
Grains	(D)	(D)	72
Grasses and other crops	(D)	(D)	48
Poultry and eggs	32,850	30	67
Cattle and calves	951,675	11	73
Milk products	5,406,659	9	43
Hogs and pigs	(D)	(D)	68
Aquaculture	(-)	(-)	18
Other livestock and other livestock products	(D)	(D)	68
TOP LIVESTOCK INVENTORY ITEMS (number)			
Cattle and calves	7,522	6	76
Poultry	1,612	42	73
Hogs and pigs	414	45	74
Horses	238	21	76
Sheep	63	42	70
TOP CROP ITEMS (cuerdas)			
Plantains	163	29	76
Grasses or other crops	105	39	55
Vegetables	22	36	68
Bananas	21	37	73
Taniers	6	22	47

Other Municipio Highlights

Economic Characteristics	Quantity
Farms by value of sales	
\$60,000 or more	17
\$40,000 to \$59,999	4
\$20,000 to \$39,999	13
\$10,000 to \$19,999	9
\$7,500 to \$9,999	4
\$5,000 to \$7,499	9
\$2,500 to \$4,999	20
\$1,000 to \$2,499	22
Less than \$1,000	36
Farm production expenses (\$)	
Wages and salaries	1,221,370
Contract labor	183,328

Operator Characteristics	Quantity
Principal operators by primary occupation:	
Farming	45
Other	83
Not reported	6
Principal operators by sex:	
Male	122
Female	8
Not reported	4
All operators by highest level of school attended:	
None	(-)
Elementary	29
Secondary	48
High school diploma	23
Some college	10
Bachelor's degree	10
Master's or PhD	5
Not reported	9

(D) Cannot be disclosed. (Z) Less than half of the unit shown. See "Census of Agriculture, Volume 1, Geographic Area Series" for complete footnotes.

¹ Universe is number of municipios in Puerto Rico with item.