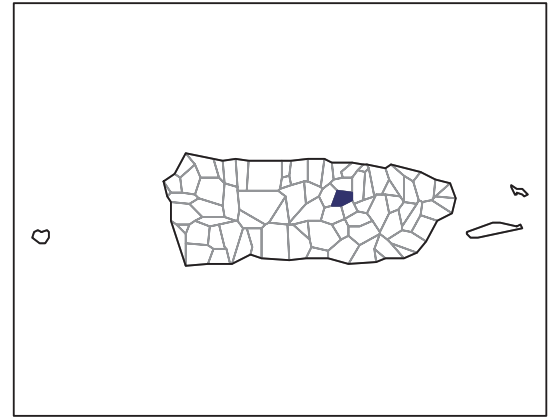


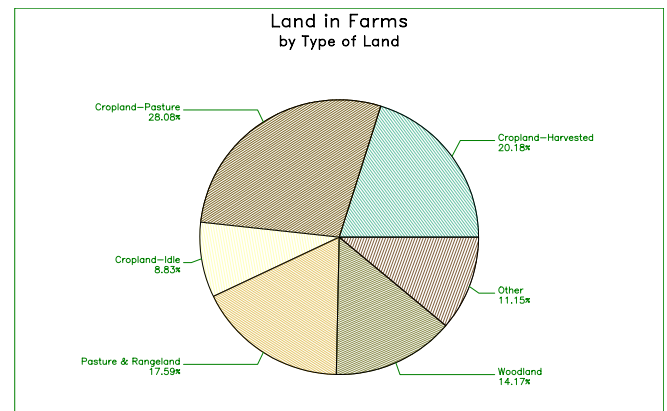
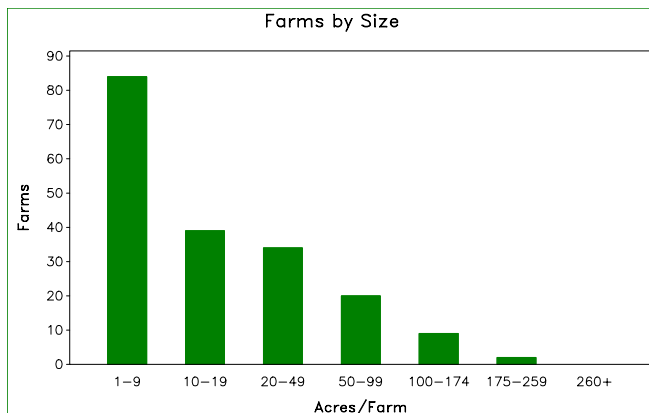
2007 CENSUS OF AGRICULTURE

Municipio Profile

Naranjito, Puerto Rico



	2007	2002	% change
Number of Farms	188	231	- 19
Land in Farms	4,828 cuerdas	6,913 cuerdas	- 30
Average Size of Farm	26 cuerdas	30 cuerdas	- 14
Market Value of Production	\$6,612,160	\$4,272,327	+ 55
Crop Sales \$4,666,144 (71 percent)			
Livestock Sales \$1,946,016 (29 percent)			
Average Per Farm	\$35,171	\$18,495	+ 90
Government Payments	(D)	\$491,684	



2007 CENSUS OF AGRICULTURE

Municipio Profile

Naranjito, Puerto Rico

Ranked items among the 78 Puerto Rico municipios

Item	Quantity	Rank	Universe ¹
MARKET VALUE OF AGRICULTURAL PRODUCTS SOLD (\$)			
Total value of agricultural products sold	6,612,160	25	77
Value of crops including nursery and greenhouse	4,666,144	16	77
Value of livestock, poultry, and their products	1,946,016	32	75
VALUE OF SALES BY COMMODITY GROUP (\$)			
Horticulture specialties	2,293,100	4	66
Plantains	1,920,675	7	76
Coffee	15,613	36	59
Vegetables or melons	196,197	22	68
Fruit	59,192	27	73
Bananas	22,065	28	71
Root crops or tubers	149,367	10	69
Grains	9,935	31	72
Grasses and other crops	(-)	(-)	48
Poultry and eggs	1,534,788	12	67
Cattle and calves	329,015	33	73
Milk products	(-)	(-)	43
Hogs and pigs	52,038	29	68
Aquaculture	(-)	(-)	18
Other livestock and other livestock products	30,175	19	68
TOP LIVESTOCK INVENTORY ITEMS (number)			
Poultry	182,913	9	73
Cattle and calves	1,247	53	76
Hogs and pigs	1,114	23	74
Rabbits	889	7	66
Goats	207	10	71
TOP CROP ITEMS (cuerdas)			
Plantains	756	4	76
Vegetables	108	15	68
Coffee	32	33	59
Bananas	29	26	73
Yams	22	13	65

Other Municipio Highlights

Economic Characteristics	Quantity
Farms by value of sales	
\$60,000 or more	22
\$40,000 to \$59,999	9
\$20,000 to \$39,999	16
\$10,000 to \$19,999	20
\$7,500 to \$9,999	7
\$5,000 to \$7,499	17
\$2,500 to \$4,999	23
\$1,000 to \$2,499	25
Less than \$1,000	49
Farm production expenses (\$)	
Wages and salaries	932,149
Contract labor	5,400

Operator Characteristics	Quantity
Principal operators by primary occupation:	
Farming	78
Other	101
Not reported	9
Principal operators by sex:	
Male	169
Female	13
Not reported	6
All operators by highest level of school attended:	
None	2
Elementary	45
Secondary	58
High school diploma	24
Some college	25
Bachelor's degree	13
Master's or PhD	5
Not reported	16

(D) Cannot be disclosed. (Z) Less than half of the unit shown. See "Census of Agriculture, Volume 1, Geographic Area Series" for complete footnotes.

¹ Universe is number of municipios in Puerto Rico with item.