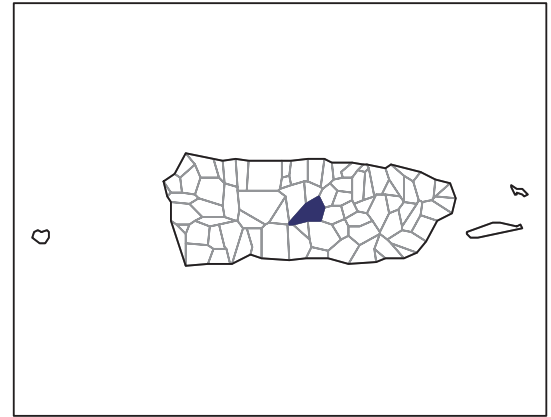


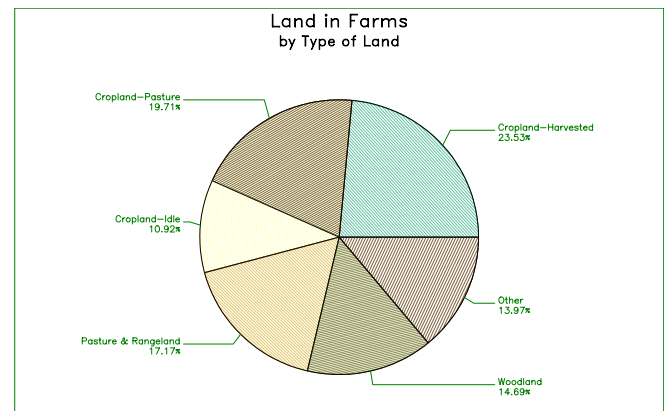
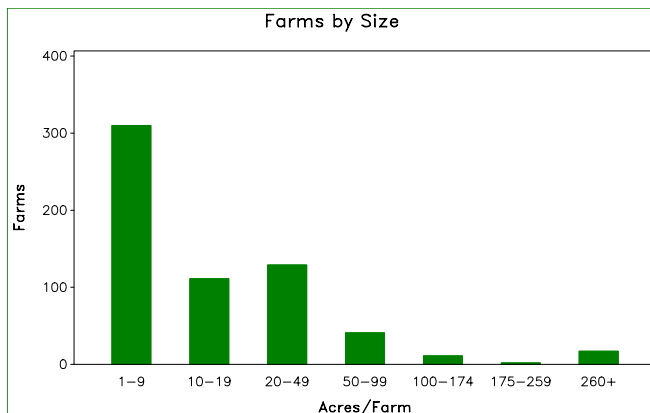
# 2007 CENSUS OF AGRICULTURE

## Municipio Profile

### Orocovis, Puerto Rico



	2007	2002	% change
<b>Number of Farms</b>	621	923	- 33
<b>Land in Farms</b>	16,955 cuerdas	22,242 cuerdas	- 24
<b>Average Size of Farm</b>	27 cuerdas	24 cuerdas	+ 13
<b>Market Value of Production</b>	\$7,902,246	\$8,518,943	- 7
Crop Sales \$5,747,391 (73 percent)			
Livestock Sales \$2,154,855 (27 percent)			
<b>Average Per Farm</b>	\$12,725	\$9,230	+ 38
<b>Government Payments</b>	\$733,637	\$1,271,807	- 42



# 2007 CENSUS OF AGRICULTURE

## Municipio Profile

### Orocovis, Puerto Rico

#### Ranked items among the 78 Puerto Rico municipios

Item	Quantity	Rank	Universe <sup>1</sup>
<b>MARKET VALUE OF AGRICULTURAL PRODUCTS SOLD (\$)</b>			
Total value of agricultural products sold	7,902,246	21	77
Value of crops including nursery and greenhouse	5,747,391	10	77
Value of livestock, poultry, and their products	2,154,855	30	75
<b>VALUE OF SALES BY COMMODITY GROUP (\$)</b>			
Horticulture specialties	52,950	62	66
Plantains	1,340,005	13	76
Coffee	2,831,304	7	59
Vegetables or melons	207,752	21	68
Fruit	(D)	(D)	73
Bananas	428,224	5	71
Root crops or tubers	730,199	3	69
Grains	31,087	12	72
Grasses and other crops	59,345	27	48
Poultry and eggs	(D)	(D)	67
Cattle and calves	(D)	(D)	73
Milk products	(-)	(-)	43
Hogs and pigs	25,599	42	68
Aquaculture	(-)	(-)	18
Other livestock and other livestock products	25,677	22	68
<b>TOP LIVESTOCK INVENTORY ITEMS (number)</b>			
Poultry	(D)	13	73
Cattle and calves	2,385	29	76
Hogs and pigs	872	30	74
Sheep	(D)	4	70
Horses	288	14	76
<b>TOP CROP ITEMS (cuerdas)</b>			
Coffee	2,325	7	59
Bananas	692	3	73
Plantains	589	13	76
Grasses or other crops	269	28	55
Yams	159	2	65

#### Other Municipio Highlights

Economic Characteristics	Quantity
Farms by value of sales	
\$60,000 or more	23
\$40,000 to \$59,999	6
\$20,000 to \$39,999	33
\$10,000 to \$19,999	55
\$7,500 to \$9,999	37
\$5,000 to \$7,499	63
\$2,500 to \$4,999	129
\$1,000 to \$2,499	112
Less than \$1,000	163
Farm production expenses (\$)	
Wages and salaries	2,113,604
Contract labor	396,100

Operator Characteristics	Quantity
Principal operators by primary occupation:	
Farming	282
Other	281
Not reported	58
Principal operators by sex:	
Male	495
Female	68
Not reported	58
All operators by highest level of school attended:	
None	8
Elementary	198
Secondary	174
High school diploma	87
Some college	52
Bachelor's degree	36
Master's or PhD	16
Not reported	50

(D) Cannot be disclosed. (Z) Less than half of the unit shown. See "Census of Agriculture, Volume 1, Geographic Area Series" for complete footnotes.

<sup>1</sup> Universe is number of municipios in Puerto Rico with item.